

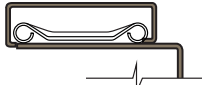
Timely's Total Opening Concept Assures High Performance.

Timely's prefinished steel door frames have the flexibility to go wherever your imagination takes you in color coordination and interior design. Timely offers unmatched quality and performance with sturdy, full perimeter anchoring, corner alignment for perfect miters, 90-minute fire rating and fast, easy installation.

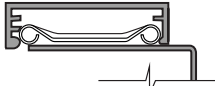
Timely Trim Options

We widen your creative horizons with prefinished steel frames featuring our "snap-lock" casings in four profiles including steel and aluminum.

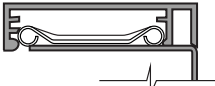
TA-8 Steel Casing



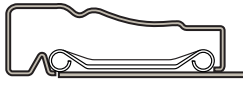
TA-23 Aluminum Casing



TA-28 Aluminum Casing

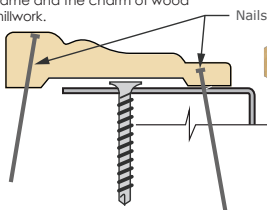


TA-30 Colonial Steel Casing



Wood Casings

(provided by others) Ideal for the strength and economy of a steel frame and the charm of wood millwork.

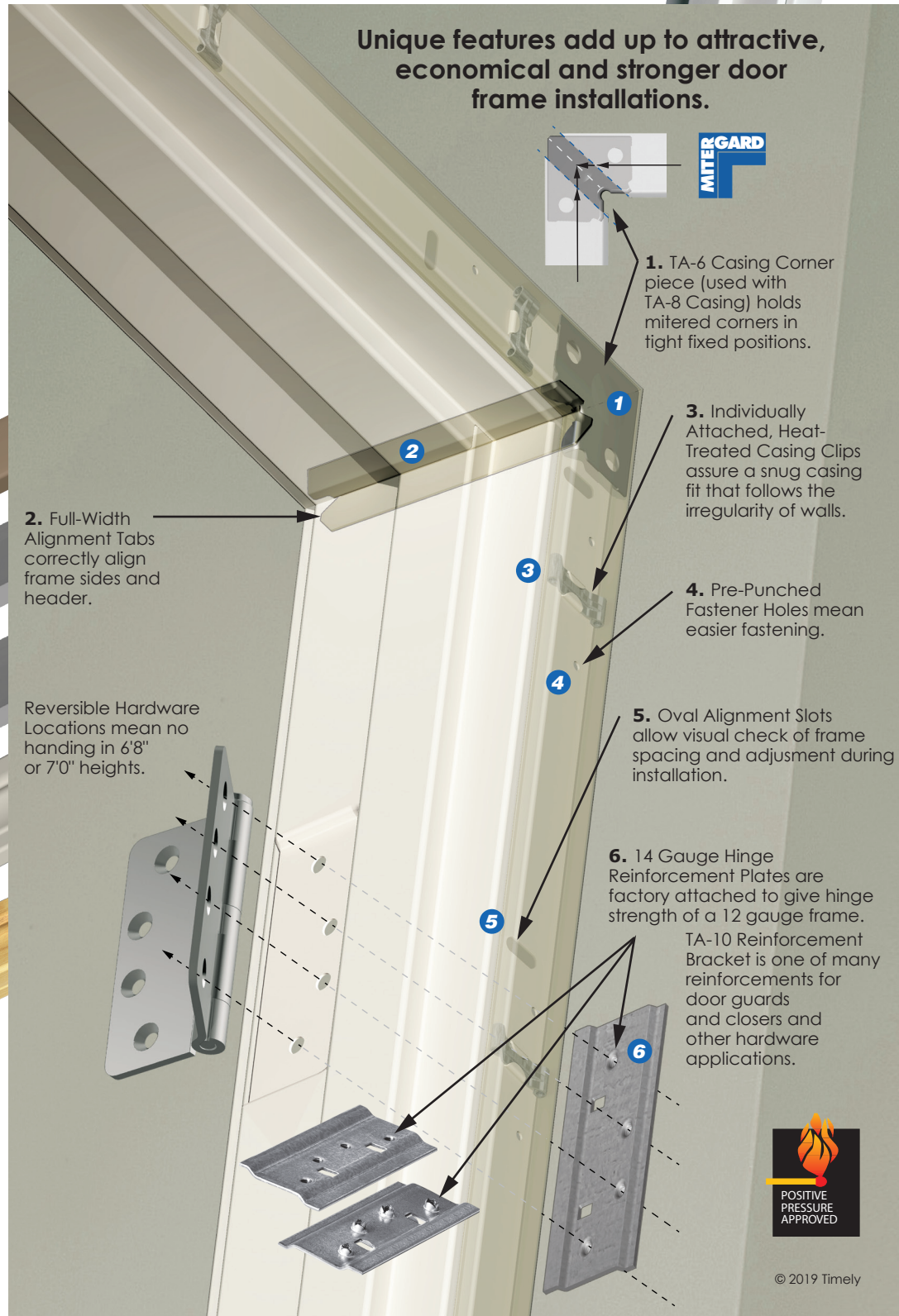


Timely's Durable, Polyester Coatings

Choose from 7 standard or 30 custom colors, or we'll match any color you wish (colors shown may vary slightly).



Unique features add up to attractive, economical and stronger door frame installations.



1. TA-6 Casing Corner piece (used with TA-8 Casing) holds mitered corners in tight fixed positions.

2. Full-Width Alignment Tabs correctly align frame sides and header.

3. Individually Attached, Heat-Treated Casing Clips assure a snug casing fit that follows the irregularity of walls.

Reversible Hardware Locations mean no handing in 6'8" or 7'0" heights.

4. Pre-Punched Fastener Holes mean easier fastening.

5. Oval Alignment Slots allow visual check of frame spacing and adjustment during installation.

6. 14 Gauge Hinge Reinforcement Plates are factory attached to give hinge strength of a 12 gauge frame.

TA-10 Reinforcement Bracket is one of many reinforcements for door guards and closers and other hardware applications.



10241 Norris Avenue, Pacoima, California 91331
P(818)492-3500 | (800)247-6242 | F(818)493-3530
www.timelyframes.com

