



Setting the Standard for Security

## Electronic Solutions



**DORMAKABA**  
6161 EAST 75TH STREET  
INDIANAPOLIS, IN 46250 USA  
Phone 855-365-2407

[bestaccess.com](http://bestaccess.com)  
[dormakaba.com](http://dormakaba.com)

**dormakaba**

**dormakaba**



## PARTNER WITH THE BEST

### **BEST understands security better than anyone in the industry.**

Our long legacy in security began with the invention of the small format interchangeable core (SFIC) in 1921. We've been redefining the way you look at security ever since.

**Today, we offer a comprehensive portfolio of electronic, electromechanical and mechanical hardware products, providing you with everything you need to secure openings throughout an entire facility.**

#### **SMART SOLUTIONS**

With most organizations deploying a blend of electronic, electromechanical and mechanical hardware solutions, you benefit from partnering with a manufacturer that understands how they need to be integrated together throughout a building. BEST works closely with integrators to provide the most appropriate overall solution in a facility, while maximizing security and access control.

#### **TRUSTED SECURITY PARTNER**

We're passionate about helping you make life simple and secure. When you work with BEST, you'll discover that we focus on more than just the final product you select for an opening. From free consulting on writing specifications and developing masterkey systems, to figuring out how to integrate our products into access control platforms, the BEST team has you covered. And with many years as a hardware manufacturer—creating some of the most trusted brands in the industry—we have unparalleled technical support to offer as well.

**Bottom line: We want to be your trusted partner. Together, we'll provide a robust electronic solution that is smart, scalable and sustainable.**

**COMPREHENSIVE SOLUTIONS: HARDWARE AND SOFTWARE**

**BEST offers a wide selection of electronic locking hardware and streamlined software integration.** With both wireless and wired options, our electronic hardware solutions can be integrated into an access control system or used in a standalone or offline capacity. Put simply, we have an electronic option for every security need you may have—enterprise-wide or one door at a time.

**SOFTWARE INTEGRATION PARTNERS**

When choosing door hardware today, you also must consider its functionality with access control technology. BEST has a growing base of software integration partners, with more coming on all the time. Software partners find BEST products attractive for two key reasons:

**Our product is licensed separately from hardwired doors.**

That means our products can be supported with lower levels of access control software, providing lower-cost, entry-level versions to start a system.

**We design in both simple and smart ways, resulting in a streamlined infrastructure.**

Software is embedded instead of bridging between applications, so integration is less complex, yet equally robust.



**Current Integration Partners**

**Wi-Q:**

Lenel OnGuard  
C-CURE 9000  
AccessNsite  
Johnson Controls  
Pegasys 2000

**Offline:**

Lenel OnGuard  
**IDH Max:**  
Any software platform

**Wireless**

Wi-Q Series enables bi-directional communication between wireless locks, card readers and the system's host computer.

**Wireless**

BEST SHELTER is a wireless responsive lockdown solution that can be customized to a building and security protocol.



**Wired**

IDH Max Series is a wired access control system that includes readers, strikes and other equipment.

**Standalone**

BEST's EZ Series is a mechanical platform providing high security for use with up to 50 unique credentials.



**WIRELESS: CONVENIENCE AND CONTROL**

**Ideal for higher education, K-12, healthcare and government applications, BEST wireless locks provide both convenience and control.** Our wireless locks offer a number of features for access control and responsive lockdown. And with no wires to run, they are not only more cost-effective, but also more flexible and easier to install.

Wireless locks are becoming a more common choice among integrators because of their ability to:

**Overcome architectural limitations**  
Some openings are difficult—and costly—to hardwire. Wireless is an ideal alternative that provides the same high level of security.

**Maintain a more affordable budget**  
While not all openings are difficult to wire, the task becomes laborious and costly when there are buildings with numerous openings.

**Save time and installation costs**  
It generally takes five to six hours to run wire to an opening, compared to an hour or two with a wireless option. If cost containment is the goal, wireless locks are a solid way to achieve it.



**BEST Wi-Q Series**

When you need wireless access control, the **BEST Wi-Q Series** gives you a powerful, integrated solution that makes it easy for end users to manage. The Wi-Q Series incorporates electronic locks, card readers, and door position and request-to-exit switches into one integrated system that is connected wirelessly to a remote portal. This enables access decisions at the door—right at the point of entry—even in the event of a power failure. Secured by 128-bit AES encryption, the Wi-Q Series combines wireless convenience with industry-leading performance and security.

**As one of the most efficient wireless systems in the industry today, Wi-Q offers several advantages:**

**Most Locks per Gateway:** Wi-Q systems can run up to 64 locks per gateway with 14,000 credentials per lock—double any other wireless system on the market.

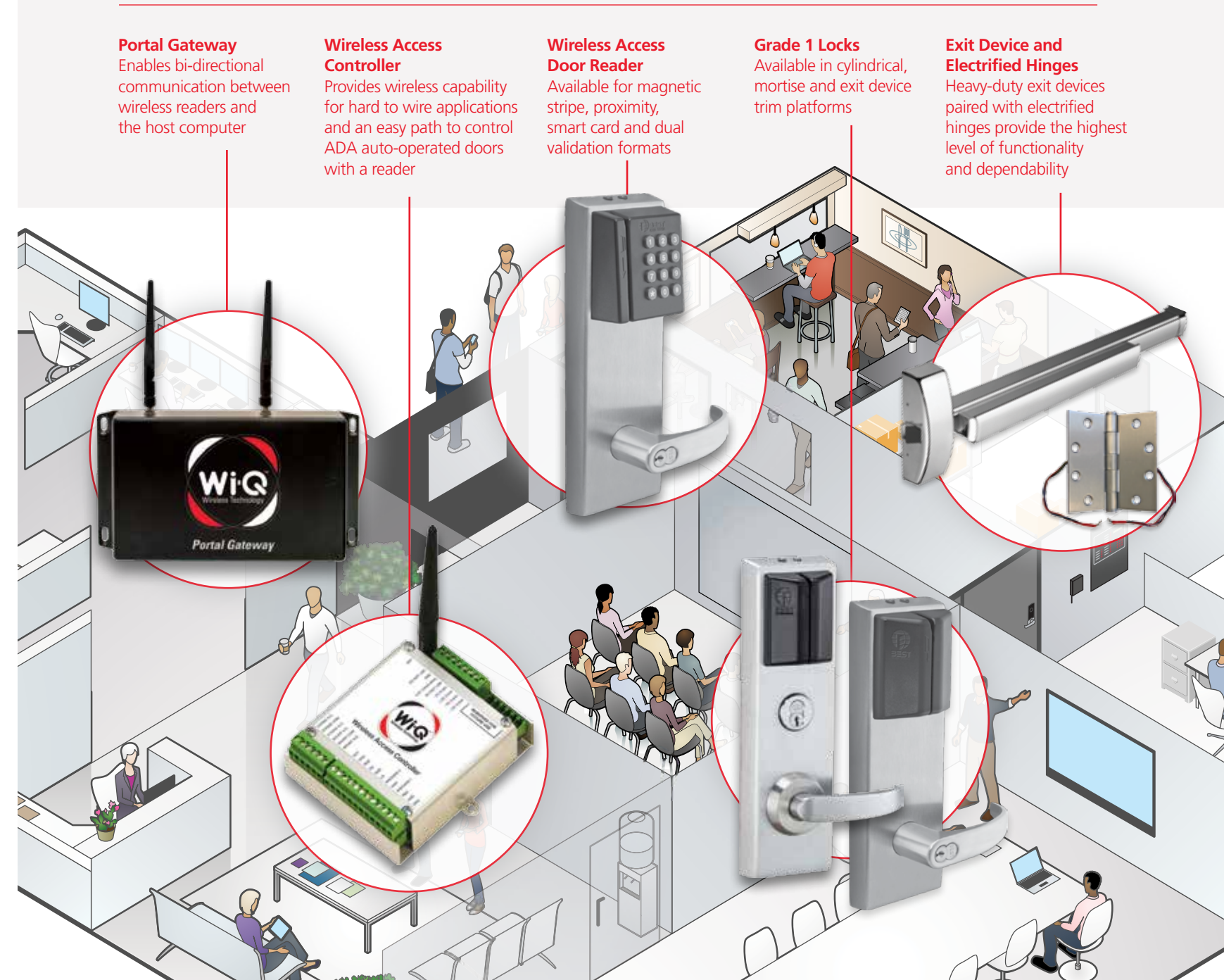
**Reduced Infrastructure:** Because no wiring or terminations are needed and all components are integrated into one device, the Wi-Q Series requires only one to two hours of total installation time. This reduced infrastructure also provides end users with a lower cost of ownership over the product life cycle.

**Unmatchable Speed:** Wi-Q beacons every 60 seconds for new updates—significantly more often than other systems that only update every ten minutes or even once a day. With an average battery life of 2 years, Wi-Q uses less power than other similar devices.

**Flexibility:** The Wi-Q Series supports multiple reader formats—magnetic stripe, proximity, smart card or dual validation—on BEST's heavy-duty mortise, cylindrical and exit trim locks.



**BEST Wi-Q Series delivers intelligent wireless access for any application, including education, healthcare, government, retail and commercial.**



**Portal Gateway**  
Enables bi-directional communication between wireless readers and the host computer

**Wireless Access Controller**  
Provides wireless capability for hard to wire applications and an easy path to control ADA auto-operated doors with a reader

**Wireless Access Door Reader**  
Available for magnetic stripe, proximity, smart card and dual validation formats

**Grade 1 Locks**  
Available in cylindrical, mortise and exit device trim platforms

**Exit Device and Electrified Hinges**  
Heavy-duty exit devices paired with electrified hinges provide the highest level of functionality and dependability

**OMNILOCK**



The Omnilock Wireless Access Management solution is designed for end users who want to operate access control remotely.

It is comprised of three components:

- Configuration applications
- Portal gateways
- Wireless readers

Omnilock supports several technologies, including:

- Wireless access control
- HID proximity card access control
- Magnetic card access control
- PIN code authentication
- Dual validation

**BEST SHELTER**

**BEST SHELTER is unlike any other wireless product on the market. This responsive lockdown solution fills a gap that has existed between mechanical locks and full access control systems for a long time.** With a unique combination of code-compliant hardware and proven technology, SHELTER can be configured to adapt to your building and security protocol.



**SHELTER**   
 CHOOSE THE **BEST** RESPONSE

**SHELTER was specifically designed for K-12 and commercial environments.**

**End user customers like this simple, affordable solution because it offers:**

**Cost-effective Customization:** SHELTER offers the operability of a high-end centralized network, without the hefty expense. It can be programmed to respond to different types of security breaches and modified as building use and traffic evolve over time. Everything is geared toward how you want the building to respond in a security emergency.

**Fast and Far-reaching Communication:** With a 400-foot range,\* the gateway can be paired with up to seven repeaters to extend the signal range throughout a building. Most unique of all, the SHELTER repeater can be connected to existing access control or first response alarm systems.

**Simple Installation and Maintenance:** The hardware easily installs in standard door preps, so no wiring is required. Maintenance is also stress-free with SHELTER performing self-diagnostics on a regular basis to generate reports and notify building managers of any needed service.

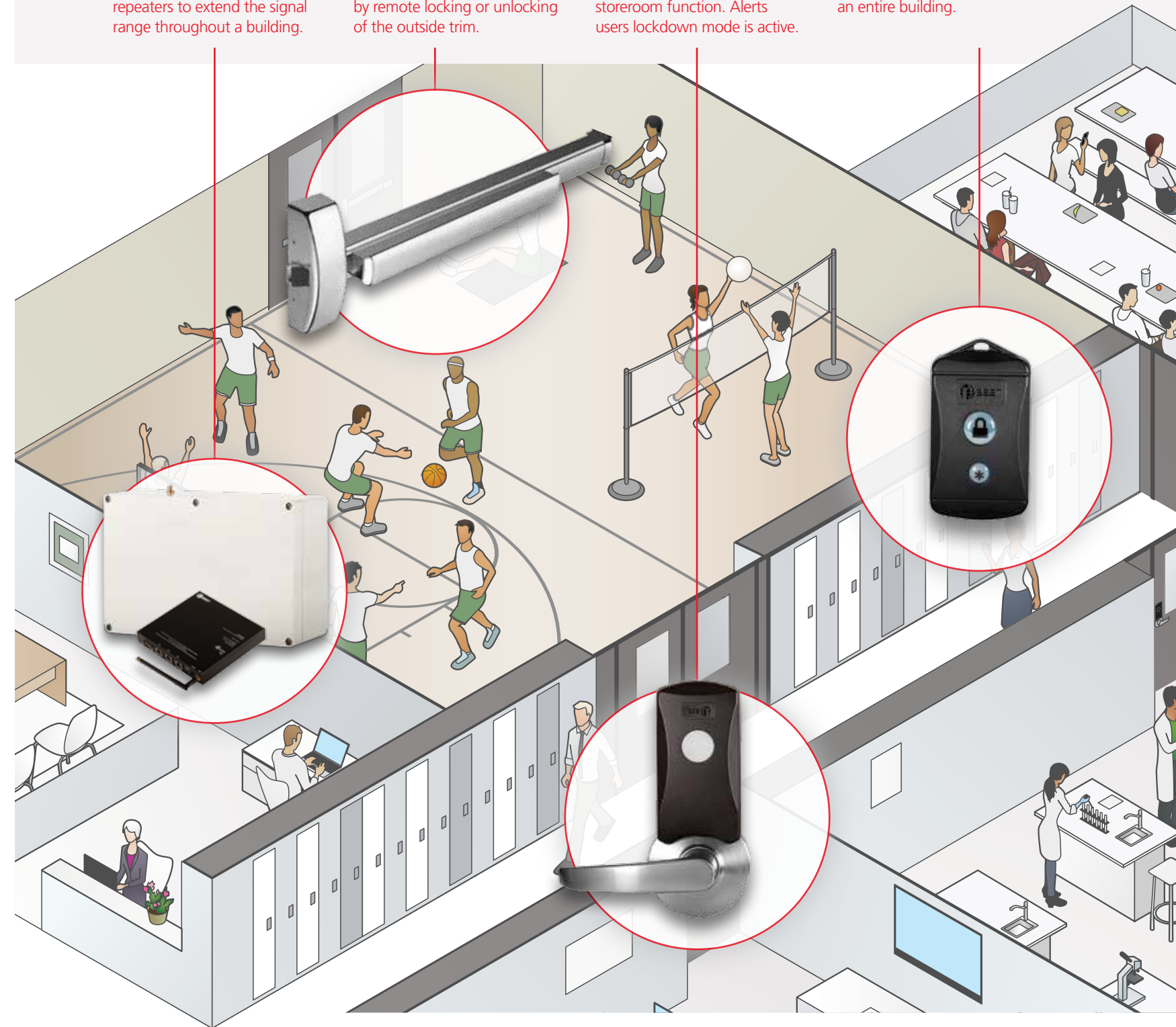
\*400 feet inside; 1,200 feet line of sight (typical)

**Gateway and Repeater**  
 Sends signals to each door lock to initiate lockdown. With a 400-foot range, the gateway can be paired with up to seven repeaters to extend the signal range throughout a building.

**PRECISION Electric Exit Device**  
 Connected by a SHELTER repeater, this device enables lockdown of assembly areas by remote locking or unlocking of the outside trim.

**BEST 9KX Lock**  
 Functions on a 900 MHz secure wireless network to transition from standard classroom function to storeroom function. Alerts users lockdown mode is active.

**Fob**  
 Ensures quick and easy lockdown via the SHELTER 900 MHz secure wireless network for a single door, a set of doors or an entire building.





WIRED SOLUTIONS

**WIRED: PREDICTABLE AND RELIABLE**

**With wired locks, integrators know what they are getting.**

With predictability of installation and reliability of performance, there are no unknowns. For that reason, electromechanical products are a perfect fit for new construction and high-traffic openings.

**By blending the best of traditional mechanical locks with innovative electronics, BEST electromechanical solutions give you the ability to control your security system with greater ease and peace of mind.**

**IDH MAX SERIES**

**By combining all access control components—readers, strikes and other equipment—into one durable lockset with only one connector, the IDH Max Series gives you a wired access control system that is convenient and easy to install.**

The IDH Max Series includes a variety of options for lock type and function, while maintaining the durability and security you expect from BEST.

**It is ideal for integrators and end users alike for several reasons:**

**Software Agnostic:** Thanks to its Panel Interface Module (PIM), the IDH Max Series is compatible with most access control systems.

**Reduced Infrastructure:** With only one wire to connect, it's easy to install, ultimately, reducing labor and material costs at the door.

**Less Maintenance:** Fewer exposed components make field maintenance on the IDH MAX Series simple, and it reduces the possibility of vandalism.

**Mercury Option:** The IDH Max is available in two different versions, including an authentic Mercury module option for easy integration with Mercury-based systems.




**Thanks to its highly durable materials, the IDH Max Series performs in both indoor and outdoor applications and in a variety of markets.**

**Easily integrates with:**




**PRECISION APEX 2000 Exit Device**

The APEX 2000 heavy-duty exit device provides the highest level of functionality and dependability. Built with fewer components, it provides smoother operation with minimal need for maintenance.



**STANLEY Electrified Hinges**

STANLEY's electrified hinge product line offers three different configurations of standard commercial grade door hardware, making them perfect for multiple applications.



**BEST W Series Wired Mechanical Locks**

The BEST 40HW, 8KW and 9KW electromechanical locks provide fail-safe and fail-secure operations through an individual switch, switch lock, relay, access control system or other automatic control system.



**STANDALONE: EASE AND SIMPLICITY**

**Standalone and offline electronic door locks provide a quick and easy solution to your access control needs.** They are ideal for openings that do not require real-time updates and monitoring. Plus, standalone electronic locks are easy to install because they are battery-powered and do not require wiring to the access control system.

**Designed for both basic and multi-level, high-security requirements, BEST's standalone locks offer the security, efficiency and convenience of electronic access control without the complexity of a networked system.**

**Easily integrates with:**



**PRECISION APEX 2000  
Exit Device**

No other exit device offers the level of functionality and dependability as this Grade 1, heavy-duty exit device. Built with fewer components and in various door configurations, the APEX 2000 provides smoother operation with minimal need for maintenance.

**EZ SERIES**

**When the objective is basic electronic key management, the BEST EZ Series delivers an excellent keyless solution.**

These keypad locks—available in cylindrical, mortise and exit trim versions—combine our reliable mechanical platform with high-security design features to provide a perfect solution for low-traffic applications.

**Easy Management:** The EZ Series works with up to 50 unique credentials and allows manager control for varied access rights.

**Remote Access Features:** Integrators can use the override switch to wire a pushbutton to unlock the door.

**Enhanced Privacy:** The mortise deadbolt allows for a privacy feature that controls access when the deadbolt is thrown.

**HIGH SECURITY FOR LOW-TRAFFIC AREAS**

The EZ Series is ideal in any type of facility that requires high security on low-traffic doors.

**STANDALONE SOLUTIONS**

**OFFLINE G & V SERIES**

**For standalone access control, the Offline G and V Series are self-contained locks delivering efficient access control.**

The Offline Series is designed with integrated card reader hardware for quick setup and reconfiguring. Equipped with easily replaceable component parts for longer product life, the Offline Series makes robust access control simple.

**Robust Platform:** Controlled by the Lenel OnGuard software platform, the Offline Series locks allow up to 5,000 users.

**Dynamic Integration:** The Offline Series tracks information at the lock and dynamically integrates with existing databases.


**Virtual Locksmith Feature:** Pre-enrolled cards and the ability to virtually set access parameters make management convenient.

**Simple Programming:** Offline Series locks do not require a proprietary programming device.

**HEAVY-DUTY, HIGH-TRAFFIC AREAS**

The Offline Series locks perform in the toughest applications thanks to their weather-resistant, heavy-duty construction.

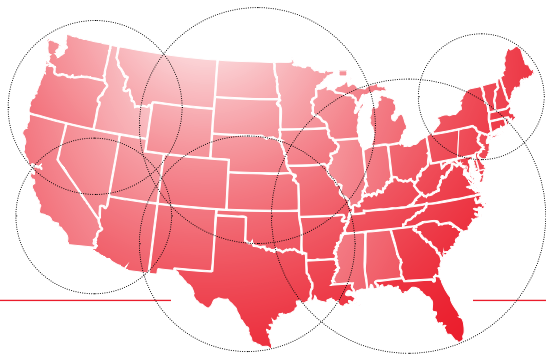




ELECTRONIC SALES ENGINEERS

**YOUR TRUSTED PARTNER: BEST ELECTRONIC SALES ENGINEERS**

The **BEST** team of **Electronic Sales Engineers (ESE)** is solely focused on how they can support integrators in the marketplace. We want to be your trusted resource for door hardware solutions.



We are a national team of project managers, technicians and technical coordinators that support product selection and installations.

**SOLUTION-BASED SERVICES**

We'll help you find the most effective and efficient solution for your clients. Our free consulting support includes:

- Developing customer packages and integration plans
- Presenting packages and supporting client planning meetings
- Developing the infrastructure and system, in conjunction with the integrator
- Ensuring our products are specified correctly
- Helping configure the system (on-site simulations to help make decisions)

We can also provide turnkey factory-trained, certified installation professionals if the integrator needs additional support.



## SIMPLY THE BEST

With access to BEST expertise and resources for the life of the system, it's easy to see why our customers stay loyal to the brand. Every aspect of our electronic locks and access control systems—from engineering and manufacturing to support and warranty—has been carefully designed with the security of the end user in mind.

### UNPARALLELED QUALITY

BEST adheres to tight tolerances and the strictest manufacturing standards. With this laser focus on quality, we're able to consistently manufacture high-performance products. Our design and manufacturing practices give customers confidence they are receiving the highest level of access control and security.

### TIGHT SECURITY CONTROL

When you choose BEST electronic locks and access control systems, you not only get superior quality, durability and ease of use, but also access to the world's leading security infrastructure.

### LEADING ACCESS CONTROL MANAGEMENT

With seamless integration into access control platforms, BEST electronic products allow end users to control and manage their access control systems in a consistent and reliable way. This enables end users to deliver a common experience to both users of the software and field hardware.

### ONGOING SERVICE AND SUPPORT

Our dedicated team of specialists will support you and your BEST systems long after purchase. You receive continued support for the life of the system completely free of charge. From the design process, to the specification development, to the support of the technicians installing and helping end users, BEST has you covered to deliver an amazing experience to you and your end users.



## Wi-Q Series Wireless Access Man

### Powerful, integrated wireless access co

BEST's Wi-Q Series delivers intelligence at the door—allowing in the event of a power failure in the access control system. In Series is one of the most efficient wireless systems in the indu can run up to 64 locks per portal gateway with 14,000 crede fast wireless installation and integrated components make W BEST's Wi-Q Series delivers a smart, powerful wireless access c



BEST: Setting the Standard for Security



**Stanley B. Cherry**  
Manager | Sales  
Access Solutions Americas

BEST Access Solutions, Inc.  
6161 E. 75th Street  
Indianapolis, IN 46250

t 317.806.3122

m 317.316.6249

dormakaba.com

stanley.cherry@dormakaba.com