

Exit Devices

CANADA PRICE LIST 69PHI

EFFECTIVE: NOVEMBER 1, 2020





Contents

GENERAL INFORMATION		TRIMS - WIDE STILE, NARROW STILE, OLYMPIAN	
Terms and Conditions	4	Pull and Lever Trims	22
Quoting and Ordering	34		
Warranty	6	ELECTRICAL PRODUCTS	
Return Authorization (RA) - Warranty	35	Door Position Monitoring Switch	26
Return Authorization (RA) - Non Warranty	36	Electric Mortise Lock	26
Fulfillment Issues	36	Exit Alarm Kits	26
How to Order/Finishes/General Information	7	Power Supplies, Control Module, Battery Backup	25
Special Weights	33	Power Transfers	26
2000 APEX SERIES WIDE STILE DEVICES, TRIMS & OPTIONS		ACCESSORIES	
Rim Devices	8	Dummy Touchbars, Mortise Lock, Fire Bolt Assembly, Transom Bracket, Tools, Cylinders	24
Surface Vertical Rod Devices	9		
Mortise Devices	10	CONVERSION KITS	
Wood Door Concealed Vertical Rod Devices	13	Cylinder Attachment Kits	32
Concealed Vertical Rod Devices	14	Cylinder Dogging Kits	28
		Electric Lock/Unlock Kits	26
		ELR Conversion Kits	25
		MLR Conversion Kit	25
		Monitoring Conversion Kits	25
		Q Option Retrofit Kits	25
		Shim Kits	28
		Trim Conversion Kits	32
2000 APEX SERIES NARROW STILE DEVICES, TRIMS & OPTIONS		COMPONENT ASSEMBLIES	
Rim Devices	11	Apex Wide Stile	27
Concealed Vertical Rod Devices	12	Apex Narrow Stile	29
Decorative Levers	15	Reliant	30
		Olympian	31
5000 RELIANT SERIES RELIANT DEVICES, TRIMS & OPTIONS		MISCELLANEOUS	
Rim Devices	16	Accessories	24
Surface Vertical Rod Devices	17	Cylinders	24
		Mortise Locks	24
		Mullions and Fittings	23
		Screws and Fasteners	7
		Security Screws	7
		Sex Bolts	7
		Strikes	23
100, 200, 300 OLYMPIAN SERIES OLYMPIAN DEVICES, TRIMS & OPTIONS			
Rim Devices	18		
Surface Vertical Rod Devices	19		
Mortise Devices	20		
ARM-A-DOR®			
Completed Product Assemblies	21		
Optional Kits	21		
Deadbolts	21		

TERMS AND CONDITIONS OF SALE

The terms and conditions contained herein shall govern the sale of all products located in the price catalog and/or offered for sale by dormakaba Canada Inc. ("dormakaba Canada"), except for those products as set forth under separate Value Added Reseller Agreements. The acceptance of any order is expressly made conditional upon your assent to these Terms and Conditions of Sale.

PRICES: dormakaba Canada reserves the right, in its sole discretion, to change or amend its price list (including, but not limited to, adding or removing Products from the price list), and standard terms and conditions of sale as contained in its catalogs, price list or published sales policies, without incurring any liability whatsoever to its Customer or others. All orders will be filled at the List Price in effect at the time of order placement. All prices are subject to change without notice and are not guaranteed.

TAXES: List prices do not include federal, provincial or local taxes.

ORDERS: No order for Products shall be deemed to have been accepted by dormakaba Canada until written notice of its acceptance is received by the Customer from dormakaba Canada via an order acknowledgement. dormakaba Canada reserves the right, in its sole discretion, to decline to accept any order. Purchase Orders will bind dormakaba Canada only to the extent accepted by dormakaba Canada's written confirmation or delivery.

dormakaba Canada will attempt to fill orders in the order in which they are received, subject to prior orders. However, dormakaba Canada reserves the right to allocate orders or fill an order or orders ahead of prior orders, if, in its judgment, the facts warrant such a change.

Any additional provisions in a Purchase Order, including any pre-printed terms, shall be void and not binding on dormakaba Canada, unless expressly accepted by dormakaba Canada. For greater certainty, the acceptance by dormakaba Canada of a Purchase Order shall not be deemed acceptance of the additional terms of such Purchase Order.

dormakaba Canada will accept orders via, email and fax. dormakaba Canada will send out an order acknowledgement for all orders received via email and fax.

Note: Receipt or possession of this price catalog does not grant approval to quote or purchase products. Please contact your dormakaba Canada Sales Representative for further details.

KEYING SYSTEM ORDERS: All orders of keying systems specifying delayed fulfillment must be fulfilled within twelve (12) months of the order date. Said request for fulfillment must include complete keying instructions for the order to be acknowledged with an estimated delivery date. Failure to properly request fulfillment of the order within twelve (12) months of the order date will make the order void and nonrefundable.

SPECIAL ORDERS: Any modification to a standard product configuration is considered a special order. No credits will be issued for returned special orders unless authorized by dormakaba Canada Customer Service.

INCOMPLETE ORDERS: An incomplete order is one that is not fully specified according to the appropriate nomenclature required for that product. Any incomplete order will not be entered and will be referred to the appropriate dormakaba Canada Sales Representative for resolution.

SAMPLES: Please contact your local dormakaba Canada Sales Representative for sample requests.

MINIMUM CHARGE: The expense of handling an order necessitates a minimum charge of \$50.00 net per invoice.

CREDIT LIMITS: dormakaba Canada's policy is to extend Net 30-day terms/ open account combined with a credit line based on financial capacity. For all accounts dormakaba Canada requires a Credit Application and Sales Tax Exempt Certificate (if applicable). dormakaba Canada evaluates traditional sources of credit information: D&B, trade and bank references, financial information, and business plans. The supply of credit herein shall be at the discretion of dormakaba Canada. dormakaba Canada performs periodic

reviews of credit lines and terms of payment and may request updated financial information.

dormakaba Canada reserves the right to withhold delivery of Product if Customer does not meet dormakaba Canada's credit requirements for the amount of Product ordered, or the amount of Product which remains unpaid (whether or not overdue) exceeds the limit established by dormakaba Canada for Customer. Customer shall provide, at dormakaba Canada's request, an acceptable letter of credit or guarantee or security in a form and amount determined by dormakaba Canada.

If Customer shall become overdue on its account or otherwise defaults in any payment to dormakaba Canada or if its financial condition shall at any time appear inadequate to warranty further shipment on an open account basis, dormakaba Canada shall have the right, without liability, to refuse to accept any or all orders, to cancel any and all orders, to delay shipments, or to require advance payment before accepting or shipping any orders. All orders and all shipments are subject to approval by the dormakaba Canada Credit Department.

PAYMENT TERMS: dormakaba Canada standard payment, net 30 days from date of invoice.

dormakaba Canada shall be entitled to charge and Customer shall pay interest on overdue invoices at the rate of two percent (2%) per month calculated from the date of the invoice to the date of payment, including any attorney fees incurred by dormakaba Canada resulting from the collection of such overdue payment. Customer shall pay all sums owing to dormakaba Canada without any deduction or abatement and Customer shall have no right of set-off.

In the event that Customer disputes any portion of the payment due, Customer shall be obligated to pay the balance which is not the subject of dispute

Without limiting any other rights it may have under these terms of sale and applicable law, all of dormakaba Canada's obligations under this Agreement, including obligations of supply, or any Purchase Order, can be suspended or cancelled should Customer be delinquent in making payment for previously shipped Products.

INTERNATIONAL SALES:

International Resellers located outside of the United States of America who place orders are subject to and must pay by (1) Cash in Advance, (2) Confirmed Irrevocable Letter of Credit, (3) Standby Letter of Credit.

All international shipments shall be FCA (Incoterms 2010) from dormakaba Canada's facility in Indianapolis, Indiana USA and/or dormakaba's facility in Canada. dormakaba Canada shall be deemed to have delivered all Products and related goods when such are put in the custody of a carrier at dormakaba Canada's plant or warehouse above, at which time all title and risk of loss or damage shall pass to Customer.

SHIPPING/FREIGHT:

All Products shall be shipped FOB Origin domestic or FCA International (INCOTERMS 2010) from dormakaba Canada's facility in Indianapolis, Indiana USA and/or dormakaba's facility in Canada. dormakaba Canada shall be deemed to have delivered all Products and related goods when such are put in the custody of a carrier at dormakaba Canada's plant or warehouse above, at which time all title, risk of loss or damage shall pass to Customer. All shipments will be made in accordance with the preferred routing, carrier assignments, and operational guidelines of dormakaba Canada. Customer shall bear all costs of freight, insurance and associated costs and shall make all arrangements for same.

Single or combined shipments including dormakaba Canada lock sets, exit devices, hinges and door closers will be considered for free freight with orders at or above \$2,500 net (product combination must be on same purchase order). Orders less than \$2,500 will be shipped freight prepaid with shipping cost added to the invoice, including a nominal freight charge to be determined by dormakaba Canada at time of shipping.

TERMS AND CONDITIONS OF SALE (continued)

These freight terms apply only to a single destination within Canada.

Should a shipment qualify for one of dormakaba Canada's free freight programs, the Products shall be shipped FOB Origin domestic (with exception to prepaid freight) or FCA International (INCOTERMS 2010) (with exception to prepaid freight) from dormakaba Canada's facility in Indianapolis, Indiana USA and/or dormakaba's facility in Canada

DELIVERY: Orders shall be acknowledged and given a scheduled delivery date based on estimated manufacturing lead times. Manufacturing lead time will begin once all information is received to process an order. Delivery dates given by dormakaba Canada as part of order acknowledgment for accepted orders for Products or related goods will be honored by dormakaba Canada on a best effort basis. Shipping dates shown on order acknowledgments are based upon dormakaba Canada's estimate and cannot be guaranteed. dormakaba Canada will not be liable for any loss or damage resulting from delay in filling orders, including any direct or consequential loss or damage. dormakaba Canada reserves the right to make partial shipments unless the order specifies otherwise.

CHANGES/CANCELLATIONS: After orders are entered for manufacturing, changes or cancellations cannot be accepted without dormakaba Canada written permission, and may be subject to a change or cancellation charge equivalent to 30% of the purchase price.

Orders for special and/or custom designed goods not immediately saleable to another customer are not changeable, cancelable, or returnable.

RETURNED GOODS: dormakaba Canada Customer Service MUST authorize all returns. All goods must be returned in original packaging and be in resalable condition except for warranty returns. Use fax number 888-267-5141 for returned goods authorization only. Only goods with an invoice date of less than one (1) year will be considered for a Return Goods Authorization (RGA). All material returned to dormakaba Canada, regardless of the reason, must have a correct RGA number applied to the outside of the shipping carton. A restocking charge of 30% of the purchase price will be applied to the Customer's account except for warranty returns. Transportation charges of returned goods must be prepaid by Customer. All goods must be returned within sixty (60) calendar days of RGA issue date. All goods must be returned in original packaging and be in resalable condition except for warranty returns. Product not returned in salable condition or after sixty (60) days of the RGA issue date is subject to disposal by dormakaba Canada with no credit issued.

dormakaba Canada cannot authorize the return of discontinued product. Under no circumstances will special order items be accepted for return, unless covered by warranty.

EXPORT REGULATIONS: Customer agrees to conform to, and abide by, the export laws and regulations of the US, including, but not limited to, the Export Administration Act of 1979 as amended and its implementing regulations. Diversion contrary to US laws and regulations is prohibited.

MASTERKEYING: Best Masterkey Code and Masterkey Service Policy can be found at www.bestaccess.com.

LIMITATION OF LIABILITY: EXCEPT AS OTHERWISE REQUIRED BY APPLICABLE LAW, dormakaba Canada SHALL HAVE NO LIABILITY FOR ANY CONSEQUENTIAL, SPECIAL, INCIDENTAL, INDIRECT, EXEMPLARY, LIQUIDATED OR PUNITIVE DAMAGES, INCLUDING, WITHOUT LIMITATION, LOST PROFITS, COSTS OF DELAY, ANY FAILURE OF DELIVERY, OR BUSINESS INTERRUPTION, REGARDLESS OF WHETHER THE CLAIM GIVING RISE TO SUCH DAMAGES IS BASED UPON BREACH OF WARRANTY, BREACH OF CONTRACT, TORT (INCLUDING NEGLIGENCE OR STRICT LIABILITY), PRODUCT LIABILITY, OR OTHERWISE, EVEN IF dormakaba Canada HAS BEEN ADVISED OF THE POSSIBILITY THEREOF. TO THE MAXIMUM EXTENT PERMITTED BY APPLICABLE LAW, IN NO EVENT WILL dormakaba Canada's TOTAL AGGREGATE LIABILITY TO CUSTOMER, UNDER ANY LEGAL THEORY, WHETHER IN CONTRACT, TORT (INCLUDING NEGLIGENCE OR STRICT

LIABILITY), PRODUCT LIABILITY, INFRINGEMENT OF OR DAMAGE TO ANY PATENT, COPYRIGHT, TRADEMARK, OR OTHER INTELLECTUAL PROPERTY RIGHTS OF ANY PERSON OR ENTITY, OR OTHERWISE IN RELATION TO THE SALE OF dormakaba Canada PRODUCTS TO CUSTOMER, EXCEED THE AGGREGATE OF THE AMOUNT PAID OR PAYABLE TO dormakaba Canada BY CUSTOMER FOR THE ORDER GIVING RISE TO THE ALLEGED LIABILITY.

LIMITED WARRANTY: The terms and conditions outlined above are subject to dormakaba Canada's Limited Warranty, which is included in the Price Catalog and is incorporated herein by reference. Upon return of a defective product, dormakaba Canada shall either repair or replace the product, in its sole discretion, in accordance with our standard warranty

EXCEPT AS SET FORTH HEREIN, dormakaba Canada MAKES NO WARRANTIES, EXPRESSED OR IMPLIED, AND BUYER ACKNOWLEDGES THAT NO REPRESENTATIONS, WARRANTIES, PROMISES OR STATEMENTS HAVE BEEN MADE BY dormakaba Canada, WITH RESPECT TO THIS PRODUCT, OR ANY PART OR PORTION THEREOF. IN ADDITION, dormakaba Canada MAKES NO WARRANTY OF MERCHANTABILITY OR FITNESS FOR A PARTICULAR PURPOSE OF THIS PRODUCT OR ANY PART OR PORTION THEREOF, FOR ANY PURPOSE, NOR ANY WARRANTY WHICH EXTENDS BEYOND THE DESCRIPTION ON THE FACE HEREOF. dormakaba Canada SHALL NOT, IN ANY EVENT, BE LIABLE FOR ANY CONSEQUENTIAL OR INCIDENTAL DAMAGES SUFFERED BY BUYER OR ANYONE CLAIMING BY, THROUGH OR UNDER BUYER, AS A RESULT OF THE CONDITION OF THIS PRODUCT, OR ANY PART OR PORTION THEREOF, AND THERE ARE NO ORAL OR WRITTEN UNDERTAKINGS OR AGREEMENTS OF ANY TYPE PROVIDED BY dormakaba Canada EXCEPT AS EXPRESSLY SET FORTH HEREIN. SOME STATES DO NOT ALLOW LIMITATIONS ON HOW LONG AN IMPLIED WARRANTY LASTS OR PROHIBIT THE EXCLUSION OR LIMITATION OF INCIDENTAL OR CONSEQUENTIAL DAMAGES, SO THE ABOVE LIMITATION AND EXCLUSIONS MAY NOT APPLY IN YOUR STATE.

GOVERNING LAW: These Terms and Conditions of Sale and any subsequent sales agreements between dormakaba Canada and Customer shall be construed in accordance with the laws of the Province in which the customer is located (and the applicable laws of Canada therein) or where the customer is performing a majority of its sales (without regard to its conflicts of law principles that would require the application of any other law) as to all matters. Including but not limited to matters of jurisdiction, validity, construction, effect and performance.



LIMITED WARRANTY

What is Covered: dormakaba Canada Inc. ("dormakaba Canada") warrants that all Products manufactured by dormakaba Canada and sold under its trade name "PRECISION HARDWARE" are free of defects in materials and workmanship as outlined below. The sole and exclusive liability of dormakaba Canada under this warranty is limited to the repair or replacement of any Product or component part covered by the warranty at the sole discretion of dormakaba Canada.

Who is Covered: This warranty is extended only to Seller's distributors of products and the end user who purchases products for purposes other than resale (collectively, "Purchaser").

Hardware Warranty Period:

- Apex, Arm-A-Door, Reliant, Olympian Series (3, 4, 5R Exit Devices) mechanical products shall be warranted for five (5) years from the date of sale.
- Apex, Arm-A-Door, Reliant, Olympian Series (3, 4, 5R Exit Devices) electrical products shall be warranted for one (1) year from the date of sale.
- RM Mullions (811 & 822 Series) shall be warranted for five (5) years from date of sale.
- Finishes shall be warranted for three (3) years from the date of sale excluding US10B/613 "Oil Rubbed Bronze" finish.

Wi-Q™ Technology and Offline Series:

- dormakaba Canada warrants that all software shall be free from defects in materials and workmanship and will function in substantial accordance to the specifications for a period of one (1) year from the date of installation.
- Specific Limitations: o This warranty does not cover any post-sales technical support under the following circumstances:
 - Problems caused by misuse of software or hardware
 - Failure to provide a network connection or site phone line for a modem connection, if deemed necessary by dormakaba Canada
 - Technical support for network software products
 - Technical support for software installed on computer hardware or computer operating system that is no longer commercially available for purchase.

Warranty Claims: Any Products believed to be defective as covered by this warranty may not be returned without prior written Returned Materials Authorization (RMA) from dormakaba Canada Product Support (877) 780-2378 covering specific items and quantities within thirty (30) days from the discovery of the alleged defect(s). dormakaba Canada will inform the purchaser where to ship said Product(s), shipping charges prepaid by you, for examination. In the event such examination reveals a defect covered by this warranty; dormakaba Canada will, at its sole option, repair or replace the Product, and return it or its replacement to the purchaser, with charges only for shipping.

Exclusions: This warranty specifically excludes, and dormakaba Canada shall not be held responsible for the following:

- a) COSTS ASSOCIATED WITH INSTALLING, REMOVING OR REINSTALLATION OF THE PRODUCT.
- b) Damage caused by Product malfunction or failure attributable to acts of God.
- c) Improper use or installation.
- d) Poor or no maintenance.
- e) Work performed by someone other than an Authorized dormakaba Canada technician.
- f) Failure to follow dormakaba Canada's operating instructions or environmental specifications.
- g) Incorrect application, modification, vandalism, erosion or corrosion, shipping and/or handling, improper storage, accident, misuse, abuse or any other cause not within the control of dormakaba Canada.
- h) This warranty is void if any modification is made to the warranted product, regardless of whether the modification causes or contributes to the alleged defect. All modifications are made at the risk and expense of the party making the modifications.
- i) dormakaba Canada shall not be liable for any repairs, replacements, or adjustments to the product or any costs of labor performed by the Purchaser or others without dormakaba Canada's prior written approval.
- j) dormakaba Canada provides no warranty or guarantee that its cores and/or cylinders will function properly or be mechanically compatible with products not manufactured by dormakaba Canada.
- k) The US10B/613 finish is considered to be a living finish that will change over time with use and age and is expressly excluded from this warranty. The finish changes that occur are indicative of normal wear and tear and reflect the essence of a living finish. The finish changes are not considered manufacturing defects and are not covered by this warranty.

Third Party Warranty: Except as otherwise provided above, dormakaba Canada makes no warranty, express or implied, with regard to third party hardware or software and expressly disclaims the implied warranties or conditions of merchantability or merchantable quality, fitness for a particular purpose, title, infringement and those arising by statute or otherwise in law. Customer's sole recourse for warranty claims is with the manufacturer of the Product. However, dormakaba Canada agrees to pass through any third party warranty that dormakaba Canada receives from the manufacturer of the Products to Purchaser. The extent of any third party warranty details, terms and conditions, remedies and procedures may be expressly stated on, or packaged with, or otherwise accompanying the Products.

LIMITATION OF WARRANTIES: THIS WARRANTY IS GIVEN EXPRESSLY AND IN PLACE OF ALL OTHER WARRANTIES, EXPRESS OR IMPLIED, INCLUDING ANY IMPLIED WARRANTIES OF MERCHANTABILITY OR FITNESS FOR PARTICULAR PURPOSE. THERE ARE NO UNDERSTANDINGS, AGREEMENTS, REPRESENTATIONS, OR WARRANTIES NOT SPECIFIED HEREIN.

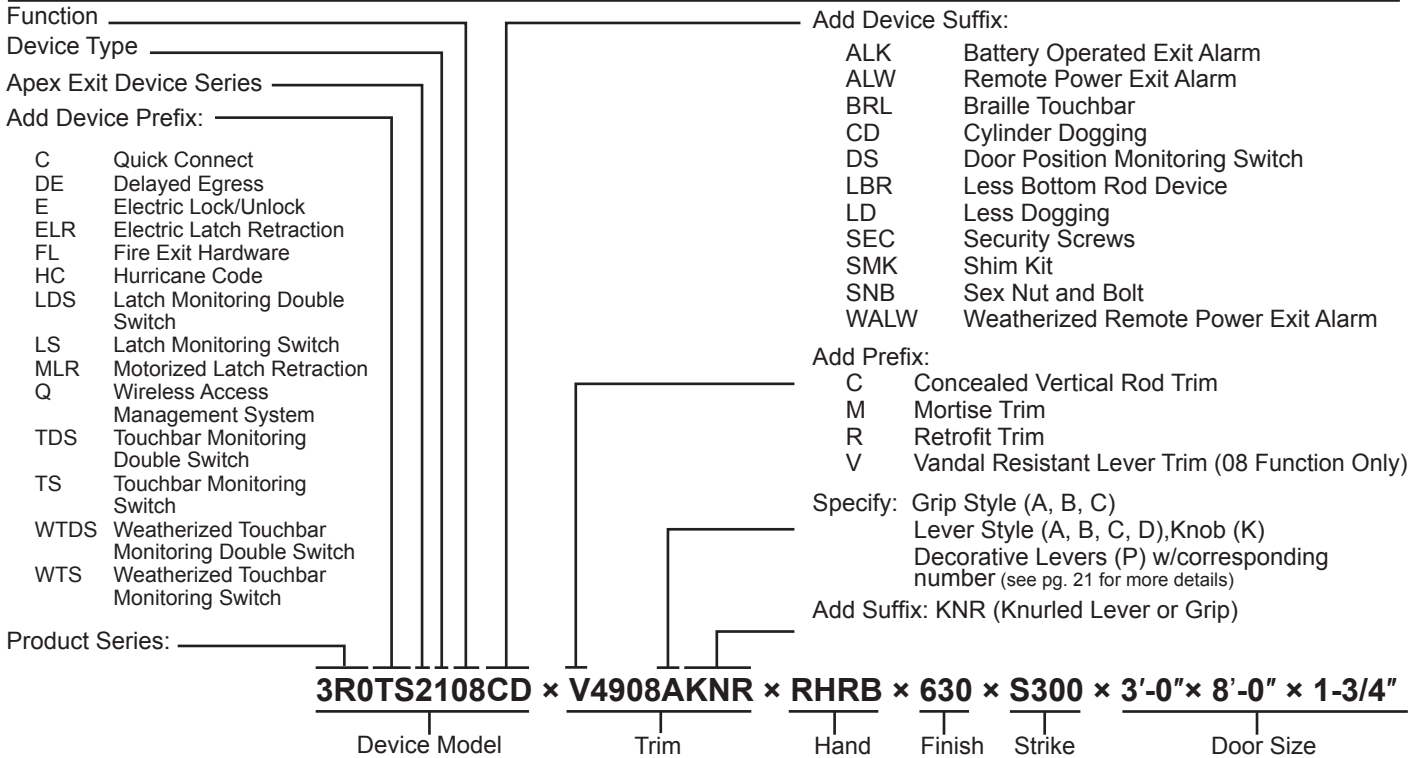
dormakaba Canada SHALL NOT, IN ANY EVENT, BE LIABLE FOR ANY CONSEQUENTIAL, INCIDENTAL, INDIRECT, SPECIAL OR PUNITIVE DAMAGES SUFFERED BY PURCHASER OR ANYONE CLAIMING BY, THROUGH OR UNDER PURCHASER, AS A RESULT OF THE CONDITION OF THIS PRODUCT, OR ANY PART OR PORTION THEREOF.

SOME STATES DO NOT ALLOW LIMITATIONS ON HOW LONG AN IMPLIED WARRANTY LASTS OR PROHIBIT THE EXCLUSION OR LIMITATION OF INCIDENTAL OR CONSEQUENTIAL DAMAGES, SO THE ABOVE LIMITATION AND EXCLUSIONS MAY NOT APPLY IN YOUR STATE.

THIS WARRANTY IS GOVERNED BY THE LAW OF THE STATE OF INDIANA WITHOUT REGARD TO ITS CONFLICTS OF LAW PRINCIPLES. dormakaba Canada AND PURCHASER AGREE THAT THE UNITED NATIONS CONVENTION ON CONTRACTS FOR THE INTERNATIONAL SALE OF GOODS SHALL NOT APPLY TO SALE OF THE PRODUCTS COVERED BY THIS WARRANTY.

How to Order / Finishes / General Information

HOW TO ORDER



DEVICE ONLY: List quantity, device model w/function, hand, finish, strike, and door size including thickness.
Note: For greater exit device mounting heights, see extended bottom rods (pages 35, 36, 37 & 38)

FINISHES

For standard finishes in each series, see individual product pages. For other finishes, consult factory.

BHMA	US	DESCRIPTION
600*	USP	Primed for Paint
605	US3	Bright Brass, Clear Coated
606	US4	Satin Brass, Clear Coated
612	US10	Satin Bronze, Clear Coated
613	US10B	Satin Bronze, Oxidized, Oil Rubbed
622	US19	Flat Black Coated
625	US26	Bright Chrome Plated
626W		Weatherized Satin Chrome
628	US28	Satin Aluminum, Clear Anodized
630	US32D	Satin Stainless Steel
630AM		Satin Stainless Steel with UltraShield™ Antimicrobial coating
689*	---	Aluminum Paint / Powder Coat
690	US20	Dark Bronze Painted
695*	---	Dark Bronze Paint / Powder Coat

UltraShield™ Antimicrobial finish coating option available to Apex Exit Devices & Trims. 630AM list price add \$66.00 Exit Devices, \$26.00 Trims

SPLIT FINISHES

When split finish is specified, the finish listed first is for outside trim. To obtain proper list price, add "Device Only" price (see specific device page), to appropriate "Trim" price (pag. 29). *Mullion finishes 689 & 695 finishes for Reliant series exit devices.

DEVICES FOR DOOR WIDTHS

Stock Size for 3'-0" or 4'-0" wide door is available for all series of devices. Stock Size for 2'-0" to 2'-6" wide door is also available for Apex wide stile only. At customers request, 10 or more devices of any one door width will be cut at the factory free of charge. For factory cutting of less than 10 devices of any one size, add \$24 list per device cutting charge. Factory cutting of custom sizes for Reliant series exit devices not available.

DOOR THICKNESS

Rim and Surface Vertical Rod exit device accommodates doors ranging from 1 3/4" – 2 1/4" Mortise and Concealed Vertical Rod exit devices accommodate 1 3/4" thick doors. For applications exceeding the door thickness referenced above, please consult Product Support. Additional charges will apply.

FASTENERS

Furnished standard with machine screws and full thread wood/sheet metal screws. Specify Sex Nuts and Bolts "SNB" where recommended or required by the door manufacturer.

SEX NUTS & BOLTS (Not furnished standard)

1/4-20 Thread – When used with top & bottom surface vertical rod latches: (Part # 02399-91 x Finish).

10-24 Thread – When used with end cap bracket, active case and rod guides: (Part # 02408-91 x Finish). If Sex Nuts and Bolts are required, see individual device pages for quantity required and pricing. To order separately, specify "SNB" x Finish. List price \$10 each.

SECURITY SCREWS

All exposed screws will be Torx® pin tamper resistant machine screws. Specify "SEC" Security Screws. If Security Screws are specified see individual device pages for the price.

2100

3R0 – Apex Rim – Reversible, Wide Stile



Pull Trim:



Lever/Knob Trim:



606, 612

613, 622

630, 690

626W
Weatherized

605
625

OUTSIDE FUNCTION	DEVICE × TRIM	628	606, 612 613, 622 630, 690	626W Weatherized	605 625
PULL TRIM:					
01 Exit only, cover plate	2101 × 1701	1396	1613	2021	1803
02 Exit only, dummy trim	2102 × 1702A	1558	1775	2183	1973
03 Key retracts latchbolt	2103 × 1703A				
05 Key controls thumb piece	2105 × 1705A				
15 Thumb piece always active (Devices with 2000C Series Trim are the same price)	2115 × 1715A	1667	1884	2292	2085
LEVER/KNOB TRIM:					
01 Exit only, cover plate	2101 × 4901	1450	1667	2075	1858
02 Exit only, dummy trim	2102 × 4902A	1787	2004	2412	2281
03 Key retracts latchbolt	2103 × 4903A				
08 Key controls lever/knob	2108 × 4908A				
08 Key controls lever	2108 × V4908A	1911	2128	2536	2407
14 Lever/knob always active	2114 × 4914A				
10 Inside key controls lever/knob Outside key retracts latchbolt	2110 × 4908A 2110 × V4908A	2245	2461	2898	2769
10VI Includes Visual Lock/Unlock indicator Outside key retracts latchbolt	2110VI × 4908A or V4908A	3480	3785	4036	4200
DEVICE ONLY:					
01, 02, 03, 05, 08, 14, 15	21, 2101, 2102, 2103*, 2105, 2108, 2114, 2115	1284	1501	1909	1654
*2103 Device × Cylinder Only Application includes Cylinder Attachment Kit "CA-03"					
E Elec. Device	E2103 × 4908A	2576	2793	3201	3072
E Electric Lock/Unlock Outside Trim	E2103 × V4908A				
FL Fire Rated Hardware Specify prefix "FL" (e.g. FL2103) Dogging option NOT available					Add 197.00

Options

PREFIX (ADD TO DEVICE #)	ADD	SUFFIX (ADD TO DEVICE #)	ADD
C Pre-Terminated Quick Connect Plug **	N/C	ALK Exit Alarm: battery operated kit (9V battery included)	662
DE Delayed Egress: REQUIRES PS161-6 Power Supply (page 31)	1848	ALW Exit Alarm: remote power kit (12 or 24 VDC)	662
E Electric Lock/Unlock with Lock/Unlock monitoring (see above)	-	BRL Braille Touchbar	110
ELR Electric Latch Retraction: REQUIRES ELR150 Series Power Supply (pg. 32)	1,000	CD Cylinder Dogging: 1-1/4" Mortise Cylinder not included	97
HC Hurricane Code Device	42	DS Door Position Monitoring Switch	138
LDS Latchbolt Monitoring Double Switch	346	LD Less Dogging	42
LS Latchbolt Monitoring Switch	285	SEC Security Screws	53
MLR Motorized Latch Retraction	1,295	SNB Sex Nut and Bolt (6 req'd) without Trim	62
Q Wireless Access Management System	558	SNB Sex Nut and Bolt (2 req'd) with Trim	21
TDS Touchbar Monitoring Double Switch	346	WALW Weatherized Exit Alarm: Remote power (24 VDC)	828
TS Touchbar Monitoring Switch	285		
WTDS Weatherized Touchbar Monitoring Double Switch	464		
WTS Weatherized Touchbar Monitoring Switch	370		

NOTES: • UltraShield™ Antimicrobial finish coating option available to Apex Exit Devices & Trims.

- 630AM list price for Exit Devices Add 69.00
- 630AM list price for Trims Add 27.00

- Devices for Retrofit Applications prefix Trim with the letter "R" (e.g. R4908A).
- Devices are priced less cylinders. If cylinder is required please see cylinders on pg. 30.
- Devices for 3'-0" door are furnished standard.
- Devices for 2'-6" & 4'-0" doors are available at no extra charge.
- ** See Stanley Hinges & Door Accessories price book for Wire Harness product
- Warranty is voided for Non-weathered electrical options used on applications exposed to the elements

SPLIT FINISHES: When split finish is specified, the finish listed first is for outside trim. To obtain proper list price, add "Device Only" price to appropriate "Trim" price.

TO ORDER:

Specify: Device No. with options × Trim × Hand × Finish × Door Width, Height and Thickness.

2200

3R0 – Apex Surface Vertical Rod – Reversible, Wide Stile



Pull Trim:



Lever/Knob Trim:



606, 612
613, 622
630, 690 **626W**
Weatherized **605**
625

OUTSIDE FUNCTION	DEVICE × TRIM	628	606, 612 613, 622 630, 690	626W Weatherized	605 625
PULL TRIM:					
01 Exit only, cover plate	2201 × 1701	1968	2194	2774	2403
02 Exit only, dummy trim	2202 × 1702A	2130	2356	2936	2573
03 Key retracts latchbolt	2203 × 1703A				
05 Key controls thumb piece	2205 × 1705A	2239	2465	3045	2685
15 Thumb piece always active	2215 × 1715A				
(Devices with 2000C Series Trim are the same price)					
LEVER/KNOB TRIM:					
01 Exit only, cover plate	2201 × 4901	2022	2248	2828	2458
02 Exit only, dummy trim	2202 × 4902A	2359	2585	3165	2881
03 Key retracts latchbolt	2203 × 4903A				
08 Key controls lever/knob	2208 × 4908A	2483	2709	3288	3007
08 Key controls lever	2208 × V4908A				
14 Lever/knob always active	2214 × 4914A				
DEVICE ONLY:					
01, 02, 03, 05, 08, 14, 15	22, 2201, 2202, 2203*, 2205, 2208, 2214, 2215	1856	2082	2663	2254
* 2203 Device × Cylinder Only Application includes Cylinder Attachment Kit "CA-03"					
E Elec. Device (see above)	E2203 × 4908A	3433	3659	4240	3957
FL Fire Rated Hardware Specify prefix "FL" (e.g. FL2103) Dogging option NOT available					Add 197.00

Options

PREFIX (ADD TO DEVICE #)	ADD	SUFFIX (ADD TO DEVICE #)	ADD
C Pre-Terminated Quick Connect Plug **	N/C	ALK Exit Alarm: battery operated kit (9V battery included)	662
DE Delayed Egress: REQUIRES PS161-6 Power Supply (pg. 32)*	1848	ALW Exit Alarm: remote power kit (12 or 24 VDC)	662
ELR Electric Latch Retraction: REQUIRES ELR150 Series Power Supply (pg 23)	1,000	BRL Braille Touchbar	110
HC Hurricane Code Device	42	CD Cylinder Dogging: 1-1/4" Mortise Cylinder not included	97
LS Latchbolt Monitoring Switch	285	DS Door Position Monitoring Switch	138
MLR Motorized Latch Retraction	1,295	LBR Less Bottom Rod (no extra charge)	-
Q Wireless Access Management System	558	LD Less Dogging	42
TDS Touchbar Monitoring Double Switch	346	SEC Security Screws	53
TS Touchbar Monitoring Switch	285	SNB SNB Sex Nut and Bolt (10 req'd - not including rod guides) without Trim	110
WTDS Weatherized Touchbar Monitoring Double Switch	464	SNB SNB Sex Nut and Bolt (8 req'd - not including rod guides) LBR Device without Trim	88
WTS Weatherized Touchbar Monitoring Switch	370	SNB SNB Sex Nut and Bolt (6 req'd - not including rod guides) with Trim	62
		SNB SNB Sex Nut and Bolt (4 req'd - not including rod guides) LBR Device with Trim	44
		TMB Transom Bracket	66
		WALW Weatherized Exit Alarm: remote power (24 VDC)	828

- NOTES:**
- UltraShield™ Antimicrobial finish coating option available to Apex Exit Devices & Trims.
 - 630AM list price for Exit Devices Add 69.00
 - 630AM list price for Trims Add 27.00
 - Devices for Retrofit Applications prefix Trim with the letter "R" (e.g. R4908A).
 - Devices are priced less cylinders. If cylinder is required please see cylinders on pg. 30.
 - Devices for 3'-0" door are furnished standard.
 - Devices for 2'-6" & 4'-0" doors are available at no extra charge.
 - Top Rod for 7'-0" high door is furnished standard.

- Top Rod for 8'-0" to 12'-0" high door is available at no extra charge. (See catalog for fire rating).
- Warranty is voided for Non-weathered electrical options used on applications exposed to the elements
- * Rod and Latch Guards provided by others
- ** See Stanley Hinges & Door Accessories price book for Wire Harness product

SPLIT FINISHES: When split finish is specified, the finish listed first is for outside trim. To obtain proper list price, add "Device Only" price to appropriate "Trim" price.

TO ORDER:

Specify: Device No. with options × Trim × Hand × Finish × Door Width, Height and Thickness.

2300

3R0 – Apex Mortise - Handed, Wide Stile



Pull Trim:



Lever/Knob Trim:



606, 612
613, 622
630, 690 **626W**
Weatherized **605**
625

OUTSIDE FUNCTION	DEVICE × TRIM	628	606, 612 613, 622 630, 690	626W Weatherized	605 625
PULL TRIM:					
01 Exit only, cover plate	2301 × 1701	1936	2162	2735	2369
02 Exit only, dummy trim	2302 × 1702A	2098	2324	2897	2539
03 Key retracts latchbolt	2303 × 1703A				
05 Key controls thumb piece	2305 × M1705A	2207	2433	3006	2651
15 Thumb piece always active	2315 × M1715A				
(Devices with M2000C Series Trim are the same price)					
LEVER/KNOB TRIM:					
01 Exit only, cover plate	2301 × 4901	1990	2216	2789	2424
02 Exit only, dummy trim	2302 × 4902A	2327	2553	3126	2847
03 Key retracts latchbolt	2303 × M4903A				
08 Key controls lever/knob	2308 × M4908A				
08 Key controls lever	2308 × VM4908A	2451	2677	3250	2973
14 Lever/knob always active	2314 × M4914A				
10 Inside key controls lever/knob	2310 × M4908A				
Outside key retracts latchbolt	2310 × VM4908A	2785	3010	3615	3335
10 Inside key controls lever/knob	2310 × M4914A				
DEVICE ONLY:					
01, 02, 03, 05, 08, 14, 15	2301, 2302, 2303*, 2305, 2308, 2314, 2315	1824	2050	2623	2220
E Elec. Device	E2303 × M4908A	3185	3411	3984	3707
Electric Lock/Unlock Outside Trim	E2303 × VM4908A				

FL Fire Rated Hardware Specify prefix "FL" (eg FL2303) Dogging option NOT available Add 197.00

Options

PREFIX (ADD TO DEVICE #)	ADD
C Pre-Terminated Quick Connect Plug **	N/C
DE Delayed Egress: REQUIRES PS161-6 Power Supply (pg. 32)	1848
E Electric Lock/Unlock with Lock/Unlock monitoring (see above)	-
ELR Electric Latch Retraction: REQUIRES ELR150 Series Power Supply (pg. 32)	1,000
HC Hurricane Code Device	42
LS Latchbolt Monitoring Switch	285
MLR Motorized Latch Retraction	1,295
TDS Touchbar Monitoring Double Switch	346
TS Touchbar Monitoring Switch	285
WTDS Weatherized Touchbar Monitoring Double Switch	464
WTS Weatherized Touchbar Monitoring Switch	370

SUFFIX (ADD TO DEVICE #)	ADD
ALK Exit Alarm: battery operated kit (9V battery included)	662
ALW Exit Alarm: remote power kit (12 or 24 VDC)	662
BRL Braille Touchbar	110
CD Cylinder Dogging: 1-1/4" Mortise Cylinder not included	97
DS Door Position Monitoring Switch	138
LD Less Dogging	42
SEC Security Screws	53
SNB Sex Nut and Bolt (6 req'd) without Trim	62
SNB Sex Nut and Bolt (2 req'd) with Trim	21
WALW Weatherized Exit Alarm: remote power (24 VDC)	828

• Devices are priced less cylinders. If cylinder is required please see cylinders on pg. 30.

• Devices for 3'-0" door are furnished standard.

• For mortise lock body ONLY see page 29.

• Warranty is voided for Non-weathered electrical options used on applications exposed to the elements

For 2'-6" & 4'-0" doors are available at no extra charge.

** See Stanley Hinges & Door Accessories price book for Wire Harness product

NOTES: • UltraShield™ Antimicrobial finish coating option available to Apex Exit Devices & Trims.

- 630AM list price for Exit Devices Add 69.00

- 630AM list price for Trims Add 27.00

SPLIT FINISHES: When split finish is specified, the finish listed first is for outside trim. To obtain proper list price, add "Device Only" price to appropriate "Trim" price.

TO ORDER:

Specify: Device No. with options × Trim × Hand × Finish × Door Width, Height and Thickness.

2400

3R0 – Apex Rim - Non Handed, Narrow Stile



Pull Trim:



Lever/Knob Trim:



OUTSIDE FUNCTION	DEVICE × TRIM	628	606, 612 613, 622 630, 690	626W Weatherized	605 625
PULL TRIM:					
01 Exit only, cover plate	2401 × 2001	1538	1757	2285	1952
02 Exit only, dummy trim	2402 × 2002C	1700	1919	2447	2122
03 Key retracts latchbolt	2403 × 2003C				
LEVER TRIM:					
01 Exit only, cover plate	2401 × 2901	1592	1811	2339	2007
02 Exit only, dummy trim	2402 × 2902A	1929	2148	2676	2430
03 Key retracts latchbolt	2403 × 2903A				
08 Key controls lever	2408 × 2908A				
14 Lever always active	2414 × 2914A	2053	2272	2800	2556
DEVICE ONLY:					
01, 02, 03, 08, 14	2401, 2402, 2403*, 2408, 2414	1426	1645	2173	1803
* 2403 Device × Cylinder Only Application includes Cylinder Attachment Kit "NCA-03".					
FL Fire Rated Hardware Specify prefix "FL" (eg FL2403) Dogging option NOT available					Add 197.00

Options

PREFIX (ADD TO DEVICE #)	ADD
C Pre-Terminated Quick Connect Plug **	N/C
DE Delayed Egress: REQUIRES PS161-6 Power Supply (pg. 32)	1848
ELR Electric Latch Retraction: REQUIRES ELR150 Series Power Supply (pg. 32)	1,000
MLR Motorized Latch Retraction	1,295
TDS Touchbar Monitoring Double Switch	346
TS Touchbar Monitoring Switch	285
WTDS Weatherized Touchbar Monitoring Double Switch	464
WTS Weatherized Touchbar Monitoring Switch	370

SUFFIX (ADD TO DEVICE #)	ADD
ALK Exit Alarm: battery operated kit (9V battery included)	662
ALW Exit Alarm: remote power kit (12 or 24 VDC)	662
BRL Braille Touchbar	110
CD Cylinder Dogging: 1-1/4" Mortise Cylinder not included	97
DS Door Position Monitoring Switch	138
LD Less Dogging	42
SEC Security Screws	53
SNB SNB Sex Nut and Bolt (4 req'd) without Trim	42
SNB SNB Sex Nut and Bolt (2 req'd) with Trim	21
WALW Weatherized Exit Alarm: remote power (24 VDC)	828

- NOTES:**
- UltraShield™ Antimicrobial finish coating option available to Apex Exit Devices & Trims.
 - 630AM list price for Exit Devices Add 69.00
 - 630AM list price for Trims Add 27.00
 - Devices are priced less cylinders. If cylinder is required please see cylinders on pg. 30.
 - Warranty is voided for Non-weathered electrical options used on applications exposed to the elements

- 2403 × 2903A Device uses Rim Cylinder, 2408 × 2908A Device uses Mortise Cylinder.
- Devices for 3'-0" door are furnished standard.
- Devices for 4'-0" doors are available at no extra charge.
- ** See Stanley Hinges & Door Accessories price book for Wire Harness product

SPLIT FINISHES: When split finish is specified, the finish listed first is for outside trim. To obtain proper list price, add "Device Only" price to appropriate "Trim" price.

TO ORDER: Specify: Device No. with options × Trim × Hand × Finish × Door Width, Height and Thickness.

2600

3R0 – Apex Concealed Vertical Rod - Non Handed, Narrow Stile



OUTSIDE FUNCTION	DEVICE × TRIM	628	606, 612	605	626W Weatherized	625
			613, 622	630, 690		
LEVER TRIM:						
01 Exit only, cover plate	2601 × 2901	2268	2499	3186	2711	
02 Exit only, dummy trim	2602 × 2902A	2605	2836	3523	3134	
03 Key retracts latchbolt	2603 × 2903A					
08 Key controls lever	2608 × 2908A	2729	2960	3647	3260	
14 Lever always active	2614 × 2914A					
DEVICE ONLY:						
01, 02, 03, 08, 14	2601, 2602, 2603*, 2608, 2614	2102	2333	3020	2507	

*2603 Device × Cylinder Only Application includes Cylinder Attachment Kit "NCA-03"

FL Fire Rated Hardware Specify prefix "FL" (e.g. FL2603) Dogging option NOT available Add 197.00

Options

PREFIX (ADD TO DEVICE #)	ADD
C Pre-Terminated Quick Connect Plug **	N/C
DE Delayed Egress: REQUIRES PS161-6 Power Supply (pg. 32)	1848
ELR Electric Latch Retraction: REQUIRES ELR150 Series Power Supply (pg. 32)	1000
MLR Motorized Latch Retraction	1,295
TDS Touchbar Monitoring Double Switch	346
TS Touchbar Monitoring Switch	285
WTDS Weatherized Touchbar Monitoring Double Switch	464
WTS Weatherized Touchbar Monitoring Switch	370

SUFFIX (ADD TO DEVICE #)	ADD
ALK Exit Alarm: battery operated kit (9V battery included)	662
ALW Exit Alarm: remote power kit (12 or 24 VDC)	662
BRL Braille Touchbar	110
CD Cylinder Dogging: 1-1/4" Mortise Cylinder not included	97
DS Door Position Monitoring Switch	138
LBR Less Bottom Rod (no extra charge)	-
LD Less Dogging	42
SEC Security Screws	53
SNB SNB Sex Nut and Bolt (4 req'd) without Trim	42
SNB SNB Sex Nut and Bolt (2 req'd) with Trim	21
WALW Weatherized Exit Alarm: remote power (24 VDC)	828

- NOTES:**
- UltraShield™ Antimicrobial finish coating option available to Apex Exit Devices & Trims.
 - 630AM list price for Exit Devices Add 69.00
 - 630AM list price for Trims Add 27.00
 - Devices are priced less cylinders. If cylinder is required please see cylinders on pg. 30.
 - 2603 × 2903A Device uses Rim Cylinder, 2608 × 2908A Device uses Mortise Cylinder.
 - Warranty is voided for Non-weathered electrical options used on applications exposed to the elements
 - Devices for 3'-0" door are furnished standard.

- Devices for 2'-6" & 4'-0" doors are available at no extra charge.
- Top Rod for 6'-8" to 8'-0" high door is furnished standard.
- Top Rod for 8'-0" to 10'-0" high door is available at no extra charge. (See catalog for fire rating).

** See Stanley Hinges & Door Accessories price book for Wire Harness product

SPLIT FINISHES: When split finish is specified, the finish listed first is for outside trim. To obtain proper list price, add "Device Only" price to appropriate "Trim" price.

TO ORDER:

Specify: Device No. with options × Trim × Hand × Finish × Door Width, Height and Thickness.

2700

3R0 – Apex Wood Door Concealed Vertical Rod - Reversible, Wide Stile



Pull Trim:



Lever/Knob Trim:



606, 612
613, 622
630, 690 **626W**
Weatherized **605**
625

OUTSIDE FUNCTION	DEVICE × TRIM	628	606, 612 613, 622 630, 690	626W Weatherized	605 625
PULL TRIM:					
01 Exit only, cover plate	2701 × 1701	2344	2575	3326	2793
02 Exit only, dummy trim	2702 × 1702A	2506	2737	3488	2963
03 Key retracts latchbolt	2703 × 1703A				
05 Key controls thumb piece	2705 × 1705A	2615	2846	3597	3075
15 Thumb piece always active	2715 × 1715A				
LEVER/KNOB TRIM:					
01 Exit only, cover plate	2701 × 4901	2398	2629	3380	2848
02 Exit only, dummy trim	2702 × 4902A				
03 Key retracts latchbolt	2703 × 4903A				
08 Key controls lever/knob	2708 × 4908A	2735	2966	3717	3271
08 Key controls lever	2708 × V4908A	2859	3090	3841	3397
14 Lever/knob always active	2714 × 4914A				
DEVICE ONLY:					
01, 02, 03, 05, 08, 14, 15	2701, 2702, 2705, 2708, 2714, 2715	2232	2463	3214	2644
E Elec. Device	E2703 × 4908A	3809	4040	4791	4347
Electric Lock/Unlock Outside Trim	E2703 × V4908A				

FL Fire Rated Hardware Specify prefix "FL" (e.g. FL2703) Dogging option NOT available Add 197.00

Options

PREFIX (ADD TO DEVICE #)	ADD
C Pre-Terminated Quick Connect Plug **	N/C
DE Delayed Egress: REQUIRES PS161-6 Power Supply (pg. 32)	1848
ELR Electric Latch Retraction: REQUIRES ELR150 Series Power Supply (pg. 32)	1000
LS Latchbolt Monitoring Switch	285
MLR Motorized Latch Retraction	1,295
Q Wireless Access Management System	558
TDS Touchbar Monitoring Double Switch	346
TS Touchbar Monitoring Switch	285
WTDS Weatherized Touchbar Monitoring Double Switch	464
WTS Weatherized Touchbar Monitoring Switch	370

SUFFIX (ADD TO DEVICE #)	ADD
ALK Exit Alarm: battery operated kit (9V battery included)	662
ALW Exit Alarm: remote power kit (12 or 24 VDC)	662
BRL Braille Touchbar	110
CD Cylinder Dogging: 1-1/4" Mortise Cylinder not included	97
DS Door Position Monitoring Switch	138
LBR Less Bottom Rod (no extra charge)	-
LD Less Dogging	42
SEC Security Screws	53
SNB SNB Sex Nut and Bolt (6 req'd) without Trim	62
SNB SNB Sex Nut and Bolt (2 req'd) with Trim	21
WALW Weatherized Exit Alarm: remote power (24 VDC)	828

- NOTES:**
- UltraShield™ Antimicrobial finish coating option available to Apex Exit Devices & Trims.
 - 630AM list price for Exit Devices Add 69.00
 - 630AM list price for Trims Add 27.00
 - Devices for Retrofit Applications prefix Trim with the letter "R" (e.g. R4908A).
 - Devices are priced less cylinders. If cylinder is required please see cylinders on page 30.

- Devices for 3'-0" door are furnished standard.
 - Devices for 2'-6" & 4'-0" doors are available at no extra charge.
 - Top Rod for 6'-8" to 8'-0" high door is furnished standard.
 - Top Rod for 8'-1" to 10'-0" high door is available at no extra charge. (See catalog for fire rating).
 - Warranty is voided for Non-weathered electrical options used on applications exposed to the elements
- ** See Stanley Hinges & Door Accessories price book for Wire Harness product

SPLIT FINISHES: When split finish is specified, the finish listed first is for outside trim. To obtain proper list price, add "Device Only" price to appropriate "Trim" price.

TO ORDER: Specify: Device No. with options × Trim × Hand × Finish × Door Width, Height and Thickness.

2800

3R0 – Apex Concealed Vertical Rod - Reversible, Wide Stile



Pull Trim:



Lever/Knob Trim:



Cast Plate:



606, 612
613, 622
630, 690 **626W**
Weatherized **605**
625

OUTSIDE FUNCTION	DEVICE × TRIM	628	606, 612 613, 622 630, 690	626W Weatherized	605 625
PULL TRIM:					
01 Exit only, cover plate	2801 × 1701	2075	2302	2982	2509
02 Exit only, dummy trim	2802 × C1702A	2237	2464	3144	2679
03 Key retracts latchbolt	2803 × C1703A				
05 Key controls thumb piece	2805 × C1705A	2346	2573	3253	2791
15 Thumb piece always active	2815 × C1715A				
LEVER/KNOB TRIM:					
01 Exit only, cover plate	2801 × 4901	2129	2356	3036	2564
02 Exit only, dummy trim	2802 × 4902A	2466	2693	3373	2987
03 Key retracts latchbolt	2803 × 4903A				
08 Key controls lever/knob	2808 × 4908A				
08 Key controls lever	2808 × V4908A	2590	2817	3497	3113
14 Lever/knob always active	2814 × 4914A				
CAST PLATE:					
03 Key Retracts Latch Bolt (pull by others)	2803 × C03	2173	2400	3080	2570
DEVICE ONLY:					
01, 02, 03, 05, 08, 14, 15	2801,2802,2803*, 2805, 2808, 2814, 2810	1963	2190	2870	2360
*2803 Device x Cylinder Only Application requires C03 Trim, see page 22					
E Elec. Device	E2803 × 4908A	3540	3767	4447	4063
E Electric Lock/Unlock Outside Trim	E2803 × V4908A				

FL Fire Rated Hardware Specify prefix "FL" (e.g. FL2803) Dogging option NOT available **Add 197.00**

Options

PREFIX (ADD TO DEVICE #)	ADD	SUFFIX (ADD TO DEVICE #)	ADD
C Pre-Terminated Quick Connect Plug **	N/C	ALK Exit Alarm: battery operated kit (9V battery included)	662
DE Delayed Egress: REQUIRES PS161-6 Power Supply (pg. 32)	1848	ALW Exit Alarm: remote power kit (12 or 24 VDC)	662
ELR Electric Latch Retraction: REQUIRES ELR150 Series Power Supply (pg. 32)	1000	BRL Braille Touchbar	110
HC Hurricane Code Device	42	CD Cylinder Dogging: 1-1/4" Mortise Cylinder not included	97
LS Latchbolt Monitoring Switch	285	DS Door Position Monitoring Switch	138
MLR Motorized Latch Retraction	1,295	LBR Less Bottom Rod (no extra charge)	-
TDS Touchbar Monitoring Double Switch	346	LD Less Dogging	42
TS Touchbar Monitoring Switch	285	SEC Security Screws	52
WTDS Weatherized Touchbar Monitoring Double Switch	464	SNB SNB Sex Nut and Bolt (6 req'd) without Trim	62
WTS Weatherized Touchbar Monitoring Switch	370	SNB SNB Sex Nut and Bolt (2 req'd) with Trim	21
		WALW Weatherized Exit Alarm: remote power (24 VDC)	828

- NOTES:**
- UltraShield™ Antimicrobial finish coating option available to Apex Exit Devices & Trims.
 - 630AM list price for Exit Devices Add 69.00
 - 630AM list price for Trims Add 27.00
 - Devices are priced less cylinders. If cylinder is required please see cylinders on pg. 30.
 - Devices for 3'-0" door are furnished standard.

- Devices for 2'-6" & 4'-0" doors are available at no extra charge.
- Top Rod for 6'-8" to 8'-0" high door is furnished standard.
- Top Rod for 8'-1" to 10'-0" high door is available at no extra charge. (See catalog for fire rating).
- Warranty is voided for Non-weathered electrical options used on applications exposed to the elements
- ** See Stanley Hinges & Door Accessories price book for Wire Harness product

SPLIT FINISHES: When split finish is specified, the finish listed first is for outside trim. To obtain proper list price, add "Device Only" price to appropriate "Trim" price.

TO ORDER:












Specify: Device No. with options × Trim × Hand × Finish × Door Width, Height and Thickness.

2900/4900 Series Trims

Decorative Levers list price

\$100 PER TRIM (ONE LEVER)

UltraShield™

LEVER STYLES	LIST PRICE ADD	LEVER STYLES	LIST PRICE ADD
 12	104	 65	104
 17	104	 69	104
 51	104	 75	104
 52	104	 79	104
 60	104	 89	104
 62	104		

92 Lever option also available

TO ORDER: Specify: Device No. with options x Trim x Hand x Finish x Door Width, Height and Thickness.

5100 4R0 – Reliant Rim - Non Handed



Plate



Pull Trim



Lever Trim



OUTSIDE FUNCTION	DEVICE × TRIM	689 695	TRIM ONLY	689 695
PLATE:				
01 Exit only, cover plate	5101 × 501	555	501	53
PULL TRIM:				
02 Exit only, dummy trim	5102 × 602	571	602	70
03 Key retracts latchbolt	5103 × 603		603	
02 Exit only, dummy trim	5102 × 702A	626	702A	125
03 Key retracts latchbolt	5103 × 703A		703A	
LEVER TRIM:				
08 Key controls lever	5108 × 808A	784	808A	283
14 Lever always active	5114 × 814A		814A	
DEVICE ONLY:				
01, 02, 03, 08, 14	5101, 5102, 5103*, 5108, 5114	501	-	-
*5103 Device × Cylinder Only Application includes Cylinder Attachment Kit "CA-03"				
FL Fire Rated Hardware Specify prefix "FL" (e.g. FL5103) Dogging option NOT available				Add 197.00

Options

PREFIX (ADD TO DEVICE #)	ADD
TDS Touchbar Monitoring Double Switch	346
TS Touchbar Monitoring Switch	285
WTDS WeatherizedTouchbar Monitoring Double Switch	464
WTS Weatherized Touchbar MonitoringSwitch	370

SUFFIX (ADD TO DEVICE #)	ADD
ALK Exit Alarm: battery operated kit (9V battery included)	662
ALW Exit Alarm: remote power kit (12 or 24 VDC)	662
CD Cylinder Dogging: 1-1/4" Mortise Cylinder not included	97
LD Less Dogging	42
SNB • SNB Sex Nut and Bolt (4 req'd) without Trim	42
SNB • SNB Sex Nut and Bolt (2 req'd) with Trim	21
WALW Weatherized Exit Alarm: remote power (12 or 24 VDC)	828

- NOTES:**
- Devices are priced less cylinders. If cylinder is required please see cylinders on pg. 30.
 - Devices for 3'-0" door are furnished standard.
 - Warranty is voided for Non-weathered electrical options used on applications exposed to the elements

- Weatherized Exit Alarm: remote power (24 VDC)
- Devices for 4'-0" doors are available at no extra change.
- 603 and 703 Trims use a Rim Cylinder, 808A Trims use a Mortise Cylinder.
- Factory cutting of custom sizes for Reliant series exit devices not available.

TO ORDER:

- Factory cutting of custom sizes for Reliant series exit devices not available.

5200 4R0 – Reliant Surface Vertical Rod - Reversible



Plate



Pull Trim



Lever Trim



OUTSIDE FUNCTION	DEVICE × TRIM	689 695	TRIM ONLY	689 695
PLATE:				
01 Exit only, cover plate	5201 × 501	916	501	53
PULL TRIM:				
02 Exit only, dummy trim	5202 × 602	932	602	70
03 Key retracts latchbolt	5203 × 603		603	
02 Exit only, dummy trim	5202 × 702A	987	702A	125
03 Key retracts latchbolt	5203 × 703A		703A	
LEVER TRIM:				
08 Key controls lever	5208 × 808A	1,145	808A	283
14 Lever always active	5214 × 814A		814A	
DEVICE ONLY:				
01, 02, 03, 08, 14	5201, 5202, 5203*, 5208, 5214	862	-	-
*5203 Device × Cylinder Only Application includes Cylinder Attachment Kit "CA-03"				
FL Fire Rated Hardware Specify prefix "FL" (e.g. FL5103) Dogging option NOT available				Add 197.00

Options

PREFIX (ADD TO DEVICE #)	ADD
TDS Touchbar Monitoring Double Switch	346
TS Touchbar Monitoring Switch	285
WTDS Weatherized Touchbar Monitoring Double Switch	464
WTS Weatherized Touchbar Monitoring Switch	370

SUFFIX (ADD TO DEVICE #)	ADD
ALK Exit Alarm: battery operated kit (9V battery included)	662
ALW Exit Alarm: remote power kit (12 or 24 VDC)	662
CD Cylinder Dogging: 1-1/4" Mortise Cylinder not included	97
LBR Less Bottom Rod (no extra charge)	0
LD Less Dogging	42
SNB • SNB Sex Nut and Bolt (8 req'd - not including rod guides) without Trim	83
SNB • SNB Sex Nut and Bolt (6 req'd - not including rod guides) LBR Device w/o Trim.	62
SNB • SNB Sex Nut and Bolt (6 req'd - not including rod guides) with Trim	62
SNB • SNB Sex Nut and Bolt (4 req'd - not including rod guides) LBR Device with Trim	42
WALW Weatherized Exit Alarm: remote power (24 VDC)	828

- NOTES:**
- Devices are priced less cylinders. If cylinder is required please see cylinders on pg. 30.
 - Devices for 3'-0" door are furnished standard.
 - Devices for 4'-0" doors are available at no extra charge.
 - 603 and 703 Trims use a Rim Cylinder, 808A Trims use a Mortise Cylinder
 - Top Rod for 7'-0" high door is furnished standard.
 - Top Rod for 8'-0" to 10'-0" high door is available at no extra charge. (See catalog for fire rating).
 - Factory cutting of custom sizes for Reliant series exit devices not available.
 - Warranty is voided for Non-weathered electrical options used on applications exposed to the elements

TO ORDER:

- Factory cutting of custom sizes for Reliant series exit devices not available.

100

5R0 – Olympian Rim - 100 Handed, R100 Reversible, Crossbar



Pull Trim:



Lever/Knob Trim:



OUTSIDE FUNCTION

DEVICE × TRIM

**606, 612
613, 630**

**605
625**

PULL TRIM:			
01	Exit only, cover plate	101, R101 × 1701	1618
02	Exit only, dummy trim	102, R102 × 1702A	1780
03	Key retracts latchbolt	103, R103 × 1703A	1889
05	Key controls thumb piece	105, R105 × Y1705A	2093
15	Thumb piece always active (Devices with 2000C Series Trim are the same price)	115, R115 × Y1715A	
LEVER/KNOB TRIM:			
01	Exit only, cover plate	101, R101 × 4901	1672
02	Exit only, dummy trim	102, R102 × 4902A	2009
03	Key retracts latchbolt	103, R103 × 4903A	2133
08	Key controls lever/knob	108, R108 × Y4908A	2415
08	Key controls lever	108, R108 × VY4908A	
14	Lever/knob always active	114, R114 × Y4914A	
DEVICE ONLY:			
01, 02, 03, 05, 08, 14, 15		101, R101, 102, R102, 103*, R103*, 105, R105, 108, R108, 114, R114, 115, R115	1506

*103 or R103 Device × Cylinder Only Application includes Cylinder Attachment Kit "CA-03"

FL Fire Rated Hardware Specify prefix "FL" (e.g. FL103) Dogging option NOT available	Add 197.00
---	-------------------

Options

SUFFIX (ADD TO DEVICE #)	ADD
CBR Reinforced Crossbar	59
LD Less Dogging	42
SEC Security Screws (crossbar arm screws are hex socket head)	53
SNB • SNB Sex Nut and Bolt (8 req'd) without Trim	83
SNB • SNB Sex Nut and Bolt (4 req'd) with Trim	42

- NOTES:**
- Devices are priced less cylinders. If cylinder is required please see cylinders on pg. 30.
 - Devices for 3'-0" door are furnished standard.
 - Devices for 4'-0" doors are available at no extra charge.
 - Trim No. with prefix "Y" is for Olympian Device only.

SPLIT FINISHES: When split finish is specified, the finish listed first is for outside trim. To obtain proper list price, add "Device Only" price to appropriate "Trim" price.

TO ORDER: Specify: Device No. with options × Trim × Hand × Finish × Door Width, Height and Thickness.

200 5R0 – Olympian Surface Vertical Rod - Non Handed, Crossbar



Pull Trim:



Lever/Knob Trim:



OUTSIDE FUNCTION

	DEVICE × TRIM	606, 612 613, 630	605 625
PULL TRIM:			
01 Exit only, cover plate	201 × 1701	2211	2419
02 Exit only, dummy trim	202 × 1702A	2373	2589
03 Key retracts latchbolt	203 × 1703A		
05 Key controls thumb piece	205 × Y1705A	2482	2701
15 Thumb piece always active (Devices with 2000C Series Trim are the same price)	215 × Y1715A		
LEVER/KNOB TRIM:			
01 Exit only, cover plate	201 × 4901	2265	2474
02 Exit only, dummy trim	202 × 4902A	2602	2897
03 Key retracts latchbolt	203 × 4903A		
08 Key controls lever/knob	208 × Y4908A		
08 Key controls lever	208 × VY4908A	2726	3023
14 Lever/knob always active	214 × Y4914A		
DEVICE ONLY:			
01, 02, 03, 05, 08, 14, 15	201, 202, 203*, 205, 208, 214, 215	2099	2270

*203 Device × Cylinder Only Application includes Cylinder Attachment Kit "CA-03"

FL Fire Rated Hardware Specify prefix "FL" (e.g. FL203) Dogging option NOT available Add 197.00

Options

SUFFIX (ADD TO DEVICE #)	ADD
CBR Reinforced Crossbar	59
LBR Less Bottom Rod (no extra charge)	-
LD Less Dogging	42
SEC Security Screws (crossbar arm screws are hex socket head)	53
SNB • SNB Sex Nut and Bolt (12 req'd - not including rod guides) without Trim	125
SNB • SNB Sex Nut and Bolt (10 req'd - not including rod guides) LBR Device without Trim	104
SNB • SNB Sex Nut and Bolt (8 req'd - not including rod guides) with Trim	83
SNB • SNB Sex Nut and Bolt (6 req'd - not including rod guides) LBR Device with Trim	62
TMB Transom Bracket	66


- NOTES:**
- Devices are priced less cylinders. If cylinder is required please see cylinders on pg. 30.
 - Devices for 3'-0" door are furnished standard.
 - Devices for 4'-0" doors are available at no extra charge.
 - Top Rod for 7'-0" high door is furnished standard.
 - Top Rod for 8'-0" to 12'-0" high door is available at no extra charge. (See catalog for fire rating).
 - Trim No. with prefix "Y" is for Olympian Device only.

SPLIT FINISHES: When split finish is specified, the finish listed first is for outside trim. To obtain proper list price, add "Device Only" price to appropriate "Trim" price.

TO ORDER: Specify: Device No. with options × Trim × Hand × Finish × Door Width, Height and Thickness.

300

5R0 – Olympian Mortise - Handed, Crossbar



Pull Trim:



Lever/Knob Trim:



OUTSIDE FUNCTION

DEVICE × TRIM

**606, 612
613, 630**

**605
625**

PULL TRIM:

01	Exit only, cover plate	301 × 1701	2178	2388
02	Exit only, dummy trim	302 × 1702A	2340	2558
03	Key retracts latchbolt	303 × 1703A		
05	Key controls thumb piece	305 × M1705A	2449	2670
15	Thumb piece always active	315 × M1715A		

(Devices with M2000C Series Trim are the same price)

LEVER/KNOB TRIM:

01	Exit only, cover plate	301 × 4901	2232	2443
02	Exit only, dummy trim	302 × 4902A	2569	2866
03	Key retracts latchbolt	303 × M4903A		
08	Key controls lever/knob	308 × M4908A		
08	Key controls lever	308 × VM4908A	2693	2992
14	Lever/knob always active	314 × M4914A		

DEVICE ONLY:

01, 02, 03, 05, 08, 14, 15	301, 302, 303, 305, 308, 314, 315	2066	2239
----------------------------	--------------------------------------	------	------

FL Fire Rated Hardware Specify prefix "FL" (eg FL203) Dogging option NOT available

Add 197.00

Options

SUFFIX (ADD TO DEVICE #)	ADD
CBR Reinforced Crossbar	59
LD Less Dogging	42
SEC Security Screws (crossbar arm screws are hex socket head)	53
SNB • SNB Sex Nut and Bolt (8 req'd) without Trim	83
SNB • SNB Sex Nut and Bolt (4 req'd) with Trim	42

- NOTES:**
- Devices are priced less cylinders. If cylinder is required please see cylinders on pg. 30.
 - Devices for 3'-0" door are furnished standard

- Devices for 4'-0" doors are available at no extra charge
- For mortise lock body ONLY see pg. 30.

SPLIT FINISHES: When split finish is specified, the finish listed first is for outside trim. To obtain proper list price, add "Device Only" price to appropriate "Trim" price.

TO ORDER:

Specify: Device No with options × Trim × Hand × Finish × Door Width, Height and Thickness



7R0 – Arm-A-Dor® – Security Exit Hardware

COMPLETE PRODUCT ASSEMBLIES

PRODUCT NUMBER	DESCRIPTION	ALARM	FITS DOOR WIDTHS	FITS JAMBS UP TO	US28/628
A101-001	Automatic Relock	No	3' TO 4'	6 3/4"	1382
A101-002	Automatic Relock	Yes*	3' TO 4'	6 3/4"	1542
A101-012	Automatic Relock	No	3' ONLY	5 1/4" - 5 3/4"	1218
A101-013	Automatic Relock	Yes*	3' ONLY	5 1/4" - 5 3/4"	1382
A101-014	Automatic Relock	No	4' ONLY	5 1/4" - 5 3/4"	1332
A101-015	Automatic Relock	Yes*	4' ONLY	5 1/4" - 5 3/4"	1493
A102-001	Manual Relock	No	3' TO 4'	6 3/4"	1332
A102-002	Manual Relock	Yes*	3' TO 4'	6 3/4"	1493
A101-F01	Automatic-Fire Rated	No	3' TO 4'	6 3/4"	1542
A101-F02	Automatic-Fire Rated	Yes*	3' TO 4'	6 3/4"	1703

* ALARM MODELS A101-002, A101-013, and A101-F02 require two 9 volt batteries (INCLUDED) and a Standard 1-1/8" mortise cylinder (NOT INCLUDED)

OPTIONAL KITS: (A/C ADAPTER, ALARM, DOUBLE DOOR, LOW PROFILE)

KIT NUMBER	DESCRIPTION	
A103-002	Switch - For wiring to existing system (one individual kit)	69
A103-003	Alarm Sub - Assembly	628
A104-001	Low Profile Installation Kit - For door jambs greater than 6 3/4"	189
A106-001	Standard Double Door Kit - For all models	280
A106-002	Low Profile Installation Kit - For jamb depths greater than 6 3/4"	299
A107-001	A/C Adapter Kit - For plug in battery back-up	320
A107-002	A/C Adapter Hard Wire Kit - Wiring to electrical system w/battery back-up	441
DROP SHIP	Drop Ship Fee For Items Shipped Under \$300	69

DEADBOLTS (REQUIRED) FOR DOUBLE DOOR APPLICATIONS:

MODEL	DESCRIPTION	
1881-003	Sliding Deadbolt w/Padlock locking Hasp & Strike	199
1883-003	Sliding Deadbolt Keylocking with Strike	228

TO ORDER: _____
Specify: 7R-A101-001 × US28/628.

Trim - Apex Wide & Narrow Stile, Olympian

1700A
"A" Grip



1700B
"B" Grip



1700C
"C" Grip



2000C
"C" Grip



4900A
"A" Lever



4900B
"B" Lever



4900C
"C" Lever



4900D
"D" Lever



4900K
"K" Knob



2900A
"A" Lever



2900B
"B" Lever



2900C
"C" Lever



2900D
"D" Lever



TRIM NUMBER

	606, 612 613, 622 630, 690	605, 625
1701, R1701, 2001 (cover plate)	112	149
1702A, R1702A, 1703A, R1703A, C1702A, C1703A, 2002C, 2003C	274	319
1705A, R1705A, 1715A, R1715A, C1705A, C1715A, Y1705A, Y1715A, M1705A, M1715A, RM1705A, RM1715A, 2005C, 2015C, Y2005C, Y2015C, M2005C, M2015C	383	431

TRIM NUMBER

	606, 612 613, 622 630, 690	605, 625
4901, R4901, 2901 (cover plate)	166	204
4902A, R4902A, 4903A, R4903A, M4903A, RM4903A, 2902A, 2903A	503	627
4908A, R4908A, 4914A, R4914A, Y4908A, Y4914A, M4908A, M4914A, RM4908A, RM4914A, 2908A, 2914A	627	753
V4908A, RV4908A, VM4908A, VY4908A, RVM4908A	627	753

- 630 Trim furnished for 628 Devices. Grip Style "A" and "B" are furnished 626 for 630 Trim.

- Lever Trims are shipped handed. Specify Hand.
- 626 Trim is furnished for 628, 626W and 630 Devices.
- 2900 Series Trims are available for Apex Narrow Stile only.
- Knurled Knob/Lever, Grip "KNR" add \$91.00

C03

Cast Plate
"Pull by others"



- Specify No. C03 Cylinder Attachment Trim for 2803 Device when Pull by Others is specified.
- Available in 605, 606, 612, 613, 625 and 626 finishes.
- Add \$210.00 to the price of the device.

How to Order:

Style: 17, 20, 49, 29

Prefix designates:

- "C" Concealed Vertical Rod Trim
- "M" Mortise Trim
- "R" Retrofit Trim
- "V" Vandal Resistant (4908 Lever Trim only)
- "Y" Olympian Trim

Product Series

Function

Specify: Grip Design (A,B,C)
Lever or Knob Design (A,B,C,D,K)
Decorative Levers (P) w/corresponding number

Suffix: "KNR" Knurled Lever or Grip

3R0V4908AKNR × RHRB × 630 × 1-3/4"

Trim No.

Hand

Finish

Door Thickness

- NOTES:**
- UltraShield™ Antimicrobial finish coating option available to Apex Trims. - 630AM list price for Trims add \$28.00
 - For pricing on trims for the 5100 and 5200 series devices, see pages 22 and 23.
 - Devices are priced less cylinders. If cylinder is required please see cylinders on pg. 29.
 - Trims with "M" prefix require 1-1/4" Mortise Type Cylinder on page 30.
 - 2900 Series T rim - Rim Type Cylinder for "03" function and Mortise Type Cylinder for "08" function, not furnished standard. Use 1-1/4" long standard Mortise Cylinder. Specify when required.
 - All other Trims require Rim Type Cylinder.
 - Trim No. with prefix "Y" is for Olympian Device only.
 - No extra charge for different Lever or Grip styles. A Lever/Grip Standard.

Mullions and Strikes

DESCRIPTION	PRODUCT NO.	PRIMER 600	ALUMINUM 689 OR DARK BRONZE 695
Complete Mullion Assemblies			
REMOVABLE MULLION - 2" x 2" x 8'-0"			
Standard	811	522	614
REMOVABLE MULLION - 2" x 3" x 8'-0"			
Standard	822	665	757
Fire Labeled (Includes Stabilizers)	FL822	854	946
Hurricane Code	HC822	946	1,040
Fire Labeled Hurricane Code	FLC822	1139	1231
KEY REMOVABLE MULLION - 2" x 3" x 8'-0"			
Standard	KR822	1139	1280
Fire Labeled (Includes Stabilizers)	FLKR822	1372	1468
Hurricane Code	HCKR822	1468	1565
Fire Labeled Hurricane Code (Includes Stabilizers)	FLHCKR822	1657	1600
<ul style="list-style-type: none"> • For greater heights add \$20 for each additional 12" or less • Above Mullion Prices include Top and Bottom Fittings. 			
Note: MCS822 mullion cap spacer available as suffix option for 822 series mullions (e.g. 822MCS x 600 x 8').			
Fire Labeled (FL) and Hurricane Code (HC) mullions 8'0" high maximum			
* For individual kit see 822 mullion accessories below.			
INDIVIDUAL MULLION FITTINGS			
Mullion Cap	MC811	106	122
Bottom Fitting-fl at sill	MB811	75	97
Mullion Cap	MC822	173	190
Bottom Fitting-fl at sill	MB822	142	165
KEY REMOVABLE MULLION CAP KIT			
Mullion Cap Assembly	KMC822	522	543
Fire Labeled Mullion Cap Assembly	KMC822F	755	731
822 MULLION ACCESSORIES			
*Mullion Cap Spacer	MCS822	73	90
Stabilizers (2 per mullion) - Dull Black	ST989	84 (Dull Black)	
Interlock - Dull Black	S1447	64 (Dull Black)	
DESCRIPTION SERIES	STRIKE NO.	DULL BLACK	605, 606, 612 613, 625, 626W, 630
STRIKES - RIM DEVICES			
Standard	2100, 5100, 100, R100, FL2100, FL5100, FL100, FR100	S300	69
	2400, FL2400-Pair of Doors with Mullion		-
	2400, FL2400-Single Door (Roller Strike)	S988	87
Optional	2100, 2400, 5100, 100, R100, FL2100, FL2400, FL5100, FL100, FLR100 (Roller Strike)	S301	87
	2100, 2400, 5100, 100, R100, FL2100, FL2400, FL5100, FL100, FLR100 (Roller Strike)	S458	87
	2100, 5100, 100, R100 (Roller Strike)	S988	87
	2100 x 2200, 5100 x 5200, 100 x 200	S459	48
STRIKES - VERTICAL ROD DEVICES			
Top Strike	2200, FL2200, 5200, FL5200, 200, FL200	S300	69
Optional	2200, FL2200, 5200, FL5200, 200, FL200	S301	87
Bottom Strike	2200, FL2200, 5200, FL5200, 200, FL200	S460	58
STRIKES - MORTISE DEVICES			
Standard	Std Curved Lip Single Door ANSI (handed)	S982	- 69
	Flat 7/8" Lip ANSI (handed)	S983	- 69
Optional	Open Back ANSI (handed)	S984	- 130
	Open Back 8" x 1-1/4" (handed)	S985	- 141
STRIKES - CONCEALED VERTICAL ROD DEVICES			
Top Strike	2700, FL2700, 2800, FL2800, 2600, FL2600	S519	69
Bottom Strike	2700, FL2700, 2800, FL2800, 2600, FL2600	S460	58

Accessories

SERIES	DESCRIPTION	PRODUCT NO.	628	606, 612	626W
				613, 622	605, 625
630, 690					
RIGID DUMMY TOUCHBAR					
Apex	Wide Stile Rigid	671DR-3, 671DR-4			
	Narrow Stile Rigid	N673DR-3, N673DR-4	673	853	986

ACTIVE DUMMY TOUCHBAR WITH MICRO SWITCH					
Apex	Wide Stile Active	TS672DA-3, TS672DA-4			
	Narrow Stile Active	TSN674DA-3, TSN674DA-4	1148	1160	1302

OPTIONS FOR ACTIVE DUMMY TOUCHBAR					
ALK	Exit Alarm: battery operated kit (9V battery included)				662
ALW	Exit Alarm: remote power kit (12 or 24 VDC)				662
CD	Cylinder Dogging: 1-1/4" Mortise Cylinder not included				97
DS	Door Position Monitoring Switch				138
TDS	Touchbar Monitoring Double Switch				346

SERIES	DESCRIPTION	PRODUCT NO.	ALL FINISHES
MORTISE LOCK - HANDED			
Apex & Olympian	Functions 01, 02, 03	M303, M303F	
	Functions 05, 08, 14, 15	M308, M308F	665
	Functions 10	M310, M310F	

- For Electric Mortise Lock see page 32.
- 1-1/4" mortise cylinder not included. If cylinder is required please see cylinders below.
- Lock front furnished beveled.
- Available in 605, 606, 612, 613, 625, 630 Finishes.
- When ordering specify: model no., hand and finish.
(e.g. M303 x RHRB x 630)

SERIES	DESCRIPTION	PRODUCT NO.	
FIRE BOLT ASSEMBLY			
Apex & Olympian	Fire Bolt Assembly	FB277	162

TRANSOM BRACKET			
Apex & Olympian	Transom Bracket	TMB453 (Use Strike No. S300, see pg. 31)	68

TOOLS			
All Devices	7/32" Dogging Key	DK220	
	5/32" Hex Wrench*	HW996	17
	* Hex Wrench for crossbar plugs and mortise active case.		

CYLINDERS			
	Rim Cylinder	IE72	See BEST Price Book for more detail
	Mortise Cylinder	IE74 C4	See BEST Price Book for more detail

Note: Rim and mortise cylinders (housings) as well as interchangeable cores are available from our BEST product line. Please ask your local dormakaba Canada sales representative about the many options available to fit your specific requirements including patented keying systems such as BEST CORMAX™.

Electrical Products

DESCRIPTION	PRODUCT NO	LIST PRICE
POWER SUPPLY - SERIES ELR150 (REQUIRED FOR ELR DEVICES)		
Power Supply including (1) control module for (1) device	ELR151	798
Power Supply including (2) control modules for (2) devices	ELR152	1,091
Power Supply including (3) control modules for (3) devices	ELR153	1387
Power Supply including (4) control modules for (4) devices	ELR154	1682
Power Supply, no control modules	ELR150	505

CONTROL MODULE		
Control Module card (on/off adjustable Time Delay standard)	CM150-08	295

BATTERY BACK-UP		
Battery back-up card (batteries not included)	BT150-07	543

POWER SUPPLY - SERIES PS160-6 (REQUIRED FOR DE DEVICES)		
Power Supply (6 amp) operates up to (4) DE Devices (wire run permitting)	PS161-6	829

POWER SUPPLY - SERIES RPSMLR (RPSMLR MODELS CAN POWER UP TO (2) TWO MLR EXIT DEVICES)		
Small enclosure, no battery storage	RPSMLR2	648
Large enclosure for battery storage (Batteries not included)	RPSMLR2BB	764

CONVERSION KITS	PRODUCT NO	
ELECTRIC LATCH RETRACTION*		
For 3'-0", 4'-0" Apex Wide Stile Device	ELRK-3, ELRK-4, ELRKF-3, ELRKF-4	1,000
For 3'-0", 4'-0" Apex Narrow Stile Device	NELRK-3, NELRK-4, NELRKF-3, NELRKF-4	1,000

- ELR Conversion Kits are ONLY available for Apex 2000 Series Devices.
- * Requires PHI ELR150 Power Supply (see above).

MOTORIZED LATCH RETRACTION		
Motorized Latch Retraction Retrofit Kit	RPMLR-K	1,347

NOTE: When RPMLR-K is ordered for existing exit devices using Hex or Cylinder Dogging, it is recommended to include a blank hinge filler. See PRECISION Apex 2000 illustrated parts catalog www.precisionhardware.com

MONITORING			
All Apex Devices	Touchbar Monitoring Switch	TSK309	285
All Apex Devices	Touchbar Monitoring Double Switch	TDSK310	346
Apex Wide Rim Device Only	Latchbolt Monitoring Switch	LSRK298	285
Apex Wide Rim Device Only	Latchbolt Monitoring Double Switch	LDSRK299	346
Apex Wide SVR or CVR Devices Only	Latchbolt Monitoring Switch	LSVK910	285

Q OPTION RETROFIT KITS		
Wireless Access Management System	QSRK5267 – 2103 Rim	
	QSVK5268 – 2203, 2703 Surface and Concealed Vertical Rod	581
	Surface and Concealed Vertical Rod	

NOTE: For additional product details see Apex 2000 series catalog section.

- Latchbolt Monitoring for Apex Mortise Devices, specify LSM303 or LSM308 Electric Mortise Lock, see pg. 32.

ELECTRIC RIM DEVICE			
2103, FL2103 Rim Devices	Electric Lock/Unlock Outside Trim	E2103K	665

Electrical Products - (continued)

DESCRIPTION	PRODUCT NO.	ALL FINISHES
ELECTRIC MORTISE LOCK		
Latchbolt monitoring, "03" Function	LSM303, LSM303F	959
Latchbolt monitoring, "08" Function	LSM308, LSM308F	
Electric lock/unlock with switch to monitor outside trim (locked/unlocked)	EM303, EM303F	1339
Electric lock/unlock with switches to monitor the outside trim (locked or unlocked) and to monitor the latchbolt	LSEM303, LSEM303F	1399

NOTES:

- Fail Secure "FSE" is furnished standard. When Fail Safe is required specify "FS".
- Electric lock/unlock option specify 24V.
- Price does not include 1-1/4" mortise cylinder. If cylinder is required please see cylinders on pg. 30.
- Lock front furnished beveled.
- When ordering specify: model no., voltage (24V), Fail Safe/Fail Secure, hand and finish.
(e.g. EM303 × 24V × FS × RHRB × 630)

DEVICE SERIES	DESCRIPTION	DEVICE SIZE	KIT NO.	ALL FINISHES
EXIT ALARM KIT				
Apex Wide Stile .	Battery Operated*	3'-0"	ALK-3	662
		4'-0"	ALK-4	
	Remote Power	3'-0"	ALW-3	
		4'-0"	ALW-4	
Apex Narrow Stile	Battery Operated*	3'-0"	NALK-3	662
		4'-0"	NALK-4	
	Remote Power	3'-0"	NALW-3	
		4'-0"	NALW-4	
Reliant**	Battery Operated*	3'-0"	RALK-3	603
		4'-0"	RALK-4	
	Remote Power	3'-0"	RALW-3	
		4'-0"	RALW-4	

- Notes:
- WH495 Wiring Harness - Required for Remote Arming/Disarming the Alarm. 42
 - Narrow and Wide Stile, kits are available in 605, 606, 612, 613, 625, 628, 630 Finishes.
 - To order specify Kit No. and Finish (e.g. ALK-3 × 630).
 - * For Battery operated kits a 9 Volt Battery is included.
 - ** Reliant Series, kits are available in 689 or 695 Finishes.

DEVICE SERIES	DESCRIPTION	DEVICE SIZE	KIT NO.	ALL FINISHES
DOOR POSITION MONITORING SWITCH*				
Apex Wide Stile	Door Position Switch Kit	All	DS880	138
Apex Narrow Stile	Door Position Switch Kit	All	NDS986	

* Kit includes Endcap and Endcap Mounting Bracket, specify finish.

DESCRIPTION	PRODUCT NO.	ALL FINISHES
POWER TRANSFER		
Conc Power Transfer - accepts 5/16" wire bundle - max. 120° degree swing	EPT-5	249
Door Loop - Armored Flex Conduit (less wires) 18" long - max. 120° degree swing	EPT-2	72
Electric Power Transfer	EPT-12C	709

Apex Component Assemblies - Wide Stile

DESCRIPTION	FUNCTION/ DEVICE TYPE	ASSEMBLY NO.	STEEL PLATED	628	606, 612	626W
					613, 622 630, 690	605 625
ACTIVE CASE (INCLUDES LOCK SIDE FILLER)						
Rim - Reversible	01, 02, 03 05, 08, 14, 15	A2103 A2108	–	702	750	844
Rim - Reversible (Fire Rated)	01, 02, 03 05, 08, 14, 15	A2103F A2108F	–	850	897	995
Surface Vertical Rod - Reversible	01, 02, 03 05, 08, 14, 15	A2203, A2203F A2208, A2208F				
Mortise - Reversible	01, 02, 03, 05 08, 14, 15	A2303 A2303F	–	702	750	844
Concealed Vertical Rod (metal) - Reversible	01, 02, 03 05, 08, 14, 15	A2803, A2803F A2808, A2808F				
Concealed Vertical Rod (wood) - Reversible	01, 02, 03 05, 08, 14, 15	A2703, A2703F A2708, A2708F				
TOP LATCH						
Surface Vertical Rod (630 furnished for 628, includes Latch Cover)	2200, FL2200	TL22, TL22F	–	–	358	390
Concealed Vertical Rod (metal, includes Top Latch & Rod Assembly)	2800, FL2800	TL28-8, TL28-10, TL28F-8, TL28F-10	236	–	–	–
Concealed Vertical Rod (wood, includes Top Latch & Rod Assembly)	2700, FL2700	TL27-8, TL27-10, TL27F-8	362	–	–	–
BOTTOM LATCH						
Surface Vertical Rod (630 furnished for 628, includes Latch Cover)	2200, FL2200	BL22, BL22F	–	–	317	363
Concealed Vertical Rod (metal, includes Top Latch & Rod Assembly)	2800, FL2800	BL28, BL28F	168	–	–	–
Concealed Vertical Rod (wood, includes Top Latch & Rod Assembly)	2700, FL2700	BL27, BL27F	282	–	–	–
COVERS						
ACTIVE CASE						
Rim	2100, FL2100	AC21				
Rim "10" Function - Handed	2110, FL2110	AC2110				
Surface Vertical Rod	2200, FL2200	AC22				
Mortise	2300, FL2300	AC23	–	117	168	220
Mortise "10" Function - Handed	2310, FL2310	AC2310				
Concealed Vertical Rod	2700, FL2700, 2800, FL2800	AC23				
Rim "10VI" Function with Visual Lock/Unlock Indicator Window			–	209	294	337
SVR LATCH CASE (Top or Bottom) (630 furnished for 628)	2200, FL2200	LC22	–	–	152	188

Notes:

- Assembly Nos. with Suffix "F" designate Assemblies for Fire Exit Hardware.
- Specify Hand for all reversible Active Case Assemblies.

Apex Component Assemblies - Wide Stile

DESCRIPTION	FUNCTION/ DEVICE TYPE	ASSEMBLY NO.	STEEL PLATED	628	606, 612 613, 622 630, 690	626W 605 625
TOUCHBAR COMPONENTS						
Touchbar Assembly (less active case, end cap & brkt.)	All Devices	TBA-3, FLTBA-3, TBA-4, FLTBA-4, TBA-26, FLTBA-26	-	880	1018	1133
DEVICE ENDCAP						
Endcap	All Devices	EC992	-	-	77	101
Mounting Bracket	All Devices	MB305	52	-	-	-
CENTER CHASSIS						
Concealed Vertical Rod (metal)	2800, FL2800	CCH344	351	-	-	-
TOP ROD						
Surface Vertical Rod (Includes Rod Pin, Clip & Rod Guide) (630 furnished for 626 and 628)	7'-0" 8'-0" 1 0'-0"	TR1854 TR1855 TR1857	-	-	89	117
(12'-0" is not available on Fire Rated Devices)	12'-0"	TR5197	-	-	-	-
Concealed Vertical Rod (metal)	6'-8" to 8'-0" 8'-1" to 10'-0"	TR551 TR552	127	-	-	-
Concealed Vertical Rod (wood)	6'-8" to 8'-0" 8'-1" to 10'-0"	TR554 TR555	214	-	-	-
BOTTOM ROD						
Surface Vertical Rod (Includes Rod Pin, Clip & Rod Guide) (630 furnished for 626 and 628)	All Devices	BR1859	-	-	89	117
Concealed Vertical Rod (metal) (Includes Bottom bolt)	All Devices	BR553	127	-	-	-
Concealed Vertical Rod (wood) (Includes Bottom bolt)	All Devices	BR556	214	-	-	-
EXTENDED BOTTOM ROD						
Surface Vertical Rod	All Devices	BR5247-09	-	-	142	173
Concealed Vertical Rod (metal) (Bottom bolt NOT included)	All Devices	BR5244-09	109	-	-	-
Concealed Vertical Rod (wood) (Bottom bolt NOT included)	All Devices	BR5246-09	109	-	-	-
ROD GUIDE, PIN & CLIP						
Surface Vertical Rod	2200, FL2200	RG124	-	-	43	44
CYLINDER DOGGING KIT						
Cylinder Dogging Kit (1-1/4" Mortise Cylinder not included, see pg. 30)	All Devices	CDK-3, CDK-4	-	162	162	168
DOUBLE CYLINDER KIT - "10" FUNCTION - HANDED						
(Cylinders not included, see pg. 30)						
Rim Device (Includes locking/cylinder assy., cylinder collar and active case cover)		RDC-10	-	451	501	582
Mortise Device (Includes M310 Mortise Lock, extension assy., cylinder bracket/collar and active case cover)		MDC-10	-	1116	1166	1247
DOUBLE CYLINDER KIT WITH VISUAL LOCK/UNLOCK INDICATOR- "10VI" FUNCTION - HANDED						
Rim Device (Includes locking/cylinder assy., cylinder collar, flag assembly and active case cover)		RDC-10VI	-	980	1050	1160
Fire Rated Rim Device (Includes locking cylinder assy., cylinder collar, flag assembly and FL active case cover)		FRDC-10VI	-	1223	1294	1400
SHIM KIT						
One set of 1/8" shims	All Devices	SMK994	64	-	-	-
BACK PLATE						
Access Control Trim Center Driven Cam	All Devices	BP21	61	-	-	-

Note: Converts 2101, 2102, 2103, 2108 to 21 Center driven cam exit device

Apex Component Assemblies - Narrow Stile

DESCRIPTION	FUNCTION/ DEVICE TYPE	ASSEMBLY NO.	STEEL PLATED	628	606, 612	626W
					613, 622 630, 690	605, 625
ACTIVE CASE (INCLUDES LOCK SIDE FILLER)						
Rim - Non Handed	All Functions	A24	-	765	812	861
		A24F	-	908	958	1055
Concealed Vertical Rod (metal) - Non Handed	All Functions	A26, A26F	-	765	812	906
COVER						
ACTIVE CASE						
Rim	2400, FL2400	AC24	-	117	168	217
Concealed Vertical Rod	2600, FL2600	AC26				
TOUCHBAR COMPONENTS						
Touchbar Assembly (less active case, end cap & bracket)	All Devices	NTBA-3, FLNTBA-3, NTBA-4, FLNTBA-4		881	1026	1133
DEVICE ENDCAP						
Endcap	All Devices	NEC993	-	-	77	101
Mounting Bracket	All Devices	NMB591	52	-	-	-
CENTER CHASSIS						
Concealed Vertical Rod (metal)	2600, FL2600	CCH343	382	-	-	-
TOP LATCH						
Concealed Vertical Rod (metal, includes Top Latch & Rod Assembly)	2600 FL2600	TL28-8, TL28-10 TL28F-8, TL28F-10	236	-	-	-
BOTTOM LATCH						
Concealed Vertical Rod (metal, includes Bottom Bolt & Rod Assembly)	2600 FL2600	BL28 BL28F	168	-	-	-
TOP ROD						
Concealed Vertical Rod (metal)	6'-8" to 8'-0" 8'-1" to 10'-0"	TR551 TR552	127	-	-	-
BOTTOM ROD						
Concealed Vertical Rod (metal) (Includes Bottom Bolt)	All Devices	BR553	127	-	-	-
EXTENDED BOTTOM ROD						
Concealed Vertical Rod (metal) (Bottom bolt NOT included)	All Devices	BR5244-09	109	-	-	-
CYLINDER DOGGING KIT						
Narrow Cylinder Dogging Kit (1-1/4" Mortise Cylinder Not Included, see pg.30)	All Devices	NCDK-3, NCDK-4	-	162	162	168
SHIM KIT						
Kit consists of: one set of 1/8" shims	All Devices	NSMK995 (Dull Black)	64	-	-	-

Notes:

- Assembly Nos. with Suffix "F" designate Assemblies for Fire Exit Hardware.

Reliant Component Assemblies

DESCRIPTION	DEVICE TYPE	ASSEMBLY NO.	STEEL PLATED	689, 695	BLACK
COVERS					
ACTIVE CASE					
Rim	5100, FL5100	AC5100	-	-	85
Surface Vertical Rod	5200, FL5200	AC5200	-	-	63
SVR Latch Case (Top or Bottom)	5200, FL5200	LC5200	-	-	63
DEVICE ENDCAP					
Endcap	All Devices	REC999	52	-	34
Mounting Bracket	All Devices	MB305	-	-	-
TOP LATCH					
Surface Vertical Rod (Includes Latch Cover)	5200, FL5200	TL52, TL52F	-	-	237
BOTTOM LATCH					
Surface Vertical Rod (Includes Latch Cover)	5200, FL5200	BL52, BL52F	-	-	197
TOP ROD					
Surface Vertical Rod (Includes Rod Pin, Clip & Rod Guide)	7'-0"	RTR1860	-	-	-
	8'-0"	RTR1861	-	65	-
	10'-0"	RTR1863	-	-	-
BOTTOM ROD					
Surface Vertical Rod (metal) (Includes Rod Pin, Clip & Rod Guide)	All Devices	RBR1864	-	65	-
EXTENDED BOTTOM ROD					
Surface Vertical Rod	All Devices	BR5248-09	-	109	-
ROD GUIDE, PIN & CLIP					
Surface Vertical Rod	5200, FL5200	RRG123	-	-	34
CYLINDER DOGGING KIT					
Reliant Cylinder Dogging Kit (1-1/4" Mortise Cylinder Not Included)		RCDK-3, RCDK-4	-	204	-

Notes:

- Assembly Nos. with Suffix "F" designate Assemblies for Fire Exit Hardware.
- Top and Bottom Latch assemblies are priced with covers, deduct cover price if not required.

Olympian Component Assemblies - Crossbar

DESCRIPTION	FUNCTION/ DEVICE	ASSEMBLY NO	606, 612 613, 630	605 625
ACTIVE CASE				
Rim - Handed	01, 02, 03	A103		
	05, 08, 14, 15	A108	845	943
Rim - Reversible	01, 02, 03	AR103		
	05, 08, 14, 15	AR108	845	943
Rim - Handed	01, 02, 03	A103F		
	05, 08, 14, 15	A108F	996	1098
Rim - Reversible	01, 02, 03	AR103F		
	05, 08, 14, 15	AR108F	996	1098
Surface Vertical Rod - Reversible	01, 02, 03	A203, A203F		
	05, 08, 14, 15	A208, A208F	845	943
Mortise - Handed	All Functions	A303, A303F	845	943
INACTIVE CASE				
All - Reversible	All Devices	B123, B123F	610	701
TOP LATCH				
Surface Vertical	200	TL22		
Rod	FL200	TL22F	358	390
BOTTOM LATCH				
Surface Vertical	200	BL22		
Rod	FL200	BL22F	317	363
COVERS				
ACTIVE CASE				
Rim - Handed	100, FL100	AC10, AC10F		
Rim - Reversible	R100, FLR100	ACR10, ACR10F		
Surface Vertical Rod	200, FL200	AC20, AC20F	174	227
Mortise	300, FL300	AC30, AC30F		
INACTIVE CASE				
Panic Exit Hardware	All Devices	HS123		
Fire Exit Hardware	All Devices	HS123F	174	227
SVR LATCH CASE				
(Top or Bottom)	200, FL200	LC22	152	188

Notes:

- Assembly Nos. with Suffix "F" designate Assemblies for Fire Exit Hardware.
- Assemblies are priced with covers, deduct cover price if not required.
- * Specify Hand for all reversible or handed Active Case Assemblies.

Olympian Component Assemblies - Crossbar

DESCRIPTION	FUNCTION/ DEVICE	ASSEMBLY NO		STEEL PLATED	606, 612 613, 630	605 625
CROSSBAR *						
		3' DOOR	4' DOOR			
Standard	All Devices	CB123-3	CB123-4	-	115	139
Reinforced	All Devices	CBR123-3	CBR123-4	-	134	159
Knurled	All Devices	CBK123-3	CBK123-4	-	280	310
CROSSBAR PLUG						
	All Devices	CP123		-	25	27
TOP ROD *						
Surface Vert Rod	7'-0"	TR1854				
	8'-0"	TR1855		-	89	117
	10'-0"	TR1857				
	12'-0"	TR5197				
BOTTOM ROD *						
Surface Vertical Rod	All Devices	BR1859		-	89	117
EXTENDED BOTTOM ROD						
Surface Vertical Rod	All Devices	BR5247-09		-	147	179
ROD GUIDE, PIN & CLIP						
Surface Vertical Rod	200, FL200	RG124		-	44	46
BACK PLATE ASSEMBLIES - RIM DEVICES						
Rim	01, 02, 03	BP103				
	05, 08, 14, 15	BP108		64	-	-
Surface Vert Rod	01, 02, 03	BP203				
	05, 08, 14, 15	BP208		64	-	-

NOTES:

* 630 furnished for 626

Trim Component Assemblies

SERIES	DESCRIPTION	KIT NO			
TRIM FUNCTION CONVERSION KITS					
4900 Trim	From "03" to "08" or "02" to "14"	FC-08	YFC-08	Olympian	162
V4900 Trim	From "03" to "08" or "02" to "14"	VFC-08	YVFC-08	Olympian	
	From 4900 Trim to V4900 Trim	B-49-01	YB-49-01	Olympian	162
M4900 Trim	From "03" to "08" or "02" to "14"	MFC-08	MYFC-08	Olympian	
2900 Trim	From "08" to "03" (**specify Lever Style and finish)	NFC-03			162
	From "03" to "08" (**specify Lever Style and finish)	NFC-08			
CYLINDER ATTACHMENT KITS - CYLINDERS NOT INCLUDED					
Wide Stile	1700, 2000, 4900, V4900, 603 and 703A Series Trim Device, "03" function, no outside Trim	CA-03T			15
		CA-03			17
Narrow Stile	Device, "03" function, no outside Trim	NCA-03			30
	2900 Trim - for "03" function	CA-2903			37
	2900 Trim - for "08" function	CA-2908			37
Reliant	808A Trim (specify finish 689 or 695)	RCA-08			37

** Please see specific catalog pages for finish designation.

Weight Chart

WEIGHTS ARE TO THE NEAREST 0.25 LB. AND FOR ESTIMATING PURPOSES ONLY.	628		605, 606, 612, 613, 622, 625, 626W, 690, 630			689, 695 RELIANT
	WIDE	NARROW	WIDE	NARROW	OLYMPIAN	
DEVICES - LESS TRIM						
Rim	15.00	14.25	18.50	18.00	14.00	15.00
Surface Vertical Rod	18.00	—	23.25	—	19.00	18.50
Less Bottom Rod	17.25	—	21.25	—	18.00	16.75
Mortise	17.00	—	20.00	—	16.00	—
Concealed Vertical Rod (metal)	19.25	18.75	22.50	22.00	—	—
Less Bottom Rod	18.25	17.50	21.50	21.00	—	—
Concealed Vertical Rod (wood)	18.75	—	22.50	—	—	—
Less Bottom Rod	17.00	—	21.00	—	—	—
Device with DE option: add 13.00						
TRIMS						
1700A	3.00	—	3.00	—	3.00	—
2000A	3.25	—	3.25	—	3.25	—
2900A	—	3.00	—	3.00	—	—
4900A, 4900K	5.50	—	5.50	—	5.50	—
V4908A	6.00	—	6.00	—	6.00	—
C03	2.00	—	2.00	—	2.00	—
501	—	—	—	—	—	0.75
602, 603	—	—	—	—	—	1.00
702, 703	—	—	—	—	—	1.75
808A, 814A	—	—	—	—	—	3.25
ACTIVE CASE ASSEMBLY						
Rim Device	2.50	2.00	2.50	2.00	6.00	1.25
Vertical Rod Device	3.00	—	3.00	—	6.00	1.25
Mortise Device	2.25	—	2.25	—	5.50	—
Concealed Vertical Rod (metal)	3.00	1.75	3.00	1.75	—	—
Concealed Vertical Rod (wood)..	3.00	—	3.00	—	—	—
TOUCHBAR ASSEMBLY						
3'- 0" Device	10.25	10.25	13.75	13.75	—	10.25
4'- 0" Device	11.50	11.50	15.00	15.00	—	11.00
ELR Device	12.50	12.50	15.00	15.00	—	—
Dummy Touchbar	8.75	8.75	14.50	14.50	—	—
INACTIVE CASE ASSEMBLY						
3'- 0" Device	—	—	—	—	3.00	—
TOP LATCH ASSEMBLY						
Surface Vertical Rod	2.50	—	2.50	—	2.50	2.00
Concealed Vertical Rod	2.75	2.75	2.75	2.75	—	—
BOTTOM LATCH ASSEMBLY						
Surface Vertical Rod	2.00	—	2.00	—	2.00	1.75
Concealed Vertical Rod	2.50	2.50	2.50	2.50	—	—

MULLIONS

811 24.00 822 30.00 FL822 30.00

MULLION FITTINGS

MC811 0.50 MC822 2.25 KMC822 3.75
 MB811 0.50 MC822F 2.25 KMC822F 3.75
 MB822 1.00

MORTISE LOCK

M303, M308, M310 2.75

LOW ENERGY OPERATOR

D-4990 40.00
 D-4990T 40.00

ELECTRONICS

PS-161 10.0
 EPT-5 1.00

QUOTING & ORDERING

QUOTING: Price quotations are based on one (1) shipment to one (1) location, and are valid as identified in the quote but in no case longer than one year from the date of the quote. All exceptions will be evaluated on an individual basis.

All quotation requests will be provided by the dormakaba Canada Inc. ("dormakaba Canada") Representative where the project is located.

QUOTING PROCESS AND PROCEDURES: The following information is necessary to secure a price quotation from dormakaba Canada.

- Distributor Name
- Distributor Location
- Distributor Contact Name & Phone Number
- Distributor e-mail contact
- Project Name
- Project Location
- Bid Date
- Architects Name, Phone Number, and Architects Location
- Specification Writer Name, Phone Number and Location
- Competitive Influence / Specification
- List of materials to be quoted

Every attempt will be made by dormakaba Canada to provide the price quotation in a timely manner. Upon completion, you will receive a copy of the quotation which will also include a valid quotation number. Once the project is secured, a copy of the quotation must accompany your purchase order and be forwarded to dormakaba Canada Customer Service Department in Indianapolis for processing.

NON-STANDARD PRODUCT REQUEST: Please contact your dormakaba Canada Representative to complete a Non-Standard Product Request Form. All requests should be submitted to the following email address:

Email: BAS-Canadaorders.ca@dormakaba.com

Upon receipt of a special order request, dormakaba Canada will review the configuration and determine if dormakaba Canada is capable of making the special order product and will provide a response to the customer. If dormakaba Canada is able to make the special order product, dormakaba Canada will provide a specific sku/configuration to the customer for the special order product. This sku/configuration must be identified on all Purchase Orders. In addition, the Purchase Order must be marked as a "Special Order".

ORDERING: The following information is required for dormakaba Canada to successfully process any order:

- Itemized Purchase Order (PO)
- dormakaba Canada Approved Quote

Please send all orders to BAS-Canadaorders.ca@dormakaba.com or by fax to 888-267-5141

NOTE: for detailed information on how to place an order for dormakaba Canada products as well as BEST masterkey services please see the detailed section regarding "Best Ordering".

ADD ON ORDERS FOR QUOTED PROJECTS: To place an add-on order from a quoted project the Distributor must include the original quote, PO number and/or dormakaba Canada's original order number. Add-On orders will be accepted for a period one (1) year from the original order date. Add-On orders received that are outside of the aforementioned period will be forwarded to the dormakaba Canada Representative for re-quote.

STOCKING ORDERS: All orders for stock replenishment should be marked as "Stock" and indicate a "Ship To" address that coincides with the stocking Distributor warehouse location.

INCOMPLETE ORDER PROCESS: All orders are screened upon receipt for complete information. If an order is received incomplete, dormakaba Canada Customer Service will make one (1) attempt to contact a Distributor directly for the missing requirements. If the information is not made available to dormakaba Canada at that time the order will be referred to the local dormakaba Canada Representative for resolution. All incomplete orders will be cancelled if not resolved after fourteen (14) calendar days.

PRICE DISCREPANCY PROCESS: All entered orders are reviewed by dormakaba Canada Customer Service for accuracy and pricing consistency between the Distributor and dormakaba Canada. Any order determined by dormakaba Canada, in its sole and absolute discretion, to have a value greater than the Total Price shown on the Distributor purchase order will be held by dormakaba Canada for a Price Discrepancy. dormakaba Canada quotes are also reviewed to ensure that they are complete, approved, and match the PO. Due to pricing sensitivity, all price discrepancies must be resolved exclusively by your dormakaba Canada Representative.

ORDER CANCELLATION/CHANGES: All requests for Order Cancellations and Changes (Quantity, Shipping, Finish, Function, etc) should be sent directly to dormakaba Canada Customer Service. Requests via phone will be accepted, but must be accompanied by a written request. Factory Order Number, PO Number, Account Info, and Detailed Changes must be clearly indicated. Change requests can be submitted via the following methods:

Email: BAS-Canadaorders.ca@dormakaba.com
Fax: 1-888-267-5141

All order cancellations or changes will be subject to a cancellation fee as defined in dormakaba Canada's Terms and Conditions of Sale.

PRODUCTION SCHEDULING AND "DO NOT SHIP BEFORE" REQUESTS: All orders are scheduled for production and shipping based on current production lead times and availability. Scheduling is completed only when an order is released from both credit and pricing review.

Exceptions to this policy are made only when the PO is clearly marked: "Do Not Ship Before" followed by the date. (Required Date, Expected Date, etc. do not apply) These orders will be scheduled to ship on or after the date listed.

Changes to "Do Not Ship Before" dates are required in writing and should be sent to: BAS-Canadaorders.ca@dormakaba.com.

Be advised orders not clearly marked with a "Do Not Ship Before" designation will be payable within normal terms from the actual shipment date.

EXPEDITE REQUESTS:

- Expedite requests will be reviewed and accommodated by Stanley based on production lead times and availability. See the then current dormakaba Canada Quick Ship Program for details.

WHOLESALE PURCHASE:

Distributors are also free to utilize dormakaba Canada's Authorized Wholesalers to purchase product. dormakaba Canada does not make any guarantee of availability or pricing for purchases from an Authorized Wholesaler and the discounts afforded to Distributor by dormakaba Canada shall not apply to purchases from an Authorized Wholesaler. The terms and conditions and price of product shall be as mutually agreed between Distributor and Wholesaler.

RETURNED AUTHORIZATION (RA)

RA REQUESTS: A Return Authorization Form ("RA") must be utilized to return defective products still under warranty or products deemed repairable by dormakaba Canada Inc. ("dormakaba Canada"). All products returned to dormakaba Canada must have a correct Return Authorization (RA) number applied to the outside of the shipping carton. All products must be returned within sixty (60) calendar days of RA issue date. This process can take up to seven (7) days after product is received at dormakaba Canada's factory. If a defective product presents a security risk, an advance replacement may be requested.

RA PROCESS: Requests for warranty related returns can be initiated by submitting an email to **BAS-Canadaorders.ca@dormakaba.com**.

The RA Request Form must be completed entirely to process an RA. The following information will be needed:

- End User Name
- Account Number
- Contact Name
- Phone Number
- Purchaser Order Number
- Sales Order Number
- Item Number
- Item Quantity
- Description of the Problem

1. Upon review and approval of the submitted RA request, a claim number is logged and provided back to the requestor by a dormakaba Canada Team member.
2. Once a claim number is issued, this number should be noted on all references and communications regarding the applicable situation to ensure a claim is easily identified.
3. Defective product should be returned to the address below. The shipment must be marked with the approved RA claim number to ensure prompt processing and attention. All shipping charges prepaid by customer.

dormakaba Canada Inc.
Attn: Returns Department
65 Struck Court
Cambridge, Ontario N1R 8L2

4. When material is received at dormakaba Canada's factory, dormakaba Canada will assess and determine the nature of the defect.
5. Defective goods are replaced upon dormakaba Canada's determination.
6. Credit for material and freight is issued only if deemed appropriate by dormakaba Canada. If approved, credit is initiated and a credit memo is mailed to the Distributor within fifteen (15) business days.

PURCHASE ORDERS:

A Purchase Order (PO) will be required if the Product is:

1. Defective and not under warranty, or
2. An advance replacement is required without verification of whether the product is defective and under warranty.

Please send Purchase Orders to the following:

- Preferred Method Email: **BAS-Canadaorders.ca@dormakaba.com**
- Fax: 1-888-267-5141

RETURNED AUTHORIZATION (RA) NON-WARRANTY

RA POLICY: A Return Authorization Form ("RA") must be utilized to return products that are not defective and otherwise in a resalable condition. Only goods with an invoice date of less than one (1) year will be considered for a non-warranty related return. All materials returned to dormakaba Canada Inc. ("dormakaba Canada") for any reason (other than warranty), must have a correct RA number applied to the outside of the shipping carton. A thirty percent (30%) re-stocking charge (of the purchase price) will be applied to the Distributor's account for orders returned, including orders that were placed by customer in error. Transportation charges of returned goods must be prepaid by the Distributor. All goods must be returned within sixty (60) calendar days of RA issue date. All goods must be returned in original packaging and be in resalable condition. Product not returned in saleable condition is subject to disposal by dormakaba Canada with no credit issued. Commercial Hardware items that are special made to order items will not be returned under any circumstances.

RA PROCESS: Requests for non-warranty related returns can be initiated by submitting an email to **BAS-Canadaorders.ca@dormakaba.com**.

The RA Request Form must be completed entirely to process an RA. The following information will be needed:

- Company Name
- Account Number
- Contact Name
- Phone Number
- Purchaser Order Number
- Sales Order Number
- Item Number
- Item Quantity
- Description of the Problem

1. Upon review and approval of the submitted RA request, a claim number is logged and provided back to the requestor by a dormakaba Canada Team member.
2. Once a claim number is issued, this number should be noted on all references and communications concerning said RA.
3. Product should be returned to the address below. The shipment must be marked with the approved RA claim number to ensure prompt processing and attention. All shipping charges prepaid by customer.

dormakaba Canada Inc.
Attn: Returns Department
65 Struck Court
Cambridge, Ontario N1R 8L2

4. The RA will be processed once material is received at dormakaba Canada's factory provided it is received in its original packaging and is in saleable condition.
5. Credit is issued to the Distributor account and a credit memo is mailed to the Distributor.

FULFILLMENT ISSUES

Any quality issues (missing parts, wrong parts, handling, finish, etc) should be submitted electronically to: BAS-Canadaorders.ca@dormakaba.com or your Local dormakaba Canada Representative.

Please reference your original Purchase Order (PO) Number, Factory Order Number, Distributor Account, Contact Information (E-mail/Fax), and include a detailed description of the issue.

1) ITEMS MISSING FROM A SHIPMENT: If you have signed your shipment short, dormakaba Canada Customer Service will promptly issue a No Charge replacement order for the missing products.

If the shipment was not signed short but after review, dormakaba Canada Customer Service determines (based on shipping weights, packing lists, etc) that the order was indeed shipped short, a No Charge replacement will be issued.

If dormakaba Canada Customer Service cannot verify a shipping error, an advance replacement order will be entered, charged, and expedited to the Distributor. The quality issue will be forwarded to the Return Authorization Credit Group for resolution.

If it is determined that the item was omitted from the order due to a dormakaba Canada order entry error, a change order will be entered and expedited for the missing products.

Please see dormakaba Canada's price book for further detail.

2) WRONG ITEMS RECEIVED (parts, handling, function, finish, etc):

Advanced replacements will be issued for any wrong items received. **Such orders will be charged based on pricing/ discounts from the original order.** The issue will be forwarded to dormakaba Canada's Return Authorization Credit Group for resolution.

Any quality issue that is determined to be either a dormakaba Canada order entry and/or manufacturing error will have an advanced replacement order entered and will be expedited. An RA will be issued to return the incorrect products. No re-stock fee will apply for Stanley order entry and/or manufacturing errors.

phi

PRECISION

1.877.780.2378
precisionhardware.com