

**Grade 2 Tubular Lockset Specifications**

**Functions**



**Dummy**

Surface mounted single dummy trim, no mechanical operation. Used for door pull or as matching inactive trim.



**Passage**

Both levers always unlocked and free for immediate ingress and egress. (ANSI F75)



**Privacy**

Push-button locking. Outside lever locked by depressing push-button on inside lever. Can be unlocked by using small screw driver on outside lever or by turning inside lever. Closing door does not release depressed push-button. Inside lever always free for immediate egress. (ANSI F76B)



**Entry**

Push-button locking with key. Outside lever locked by key or depressing push-button on inside lever. Can be unlocked by key on outside lever or by turning inside lever. Closing door does not release depressed push-button. Inside lever always free for immediate egress. Deadlocking latchbolt. (ANSI F82A)

**Certifications**

- ANSI/BHMA A156.2 Grade 2 certified and listed
- ANSI A117.1 Accessibility Code (ADA) compliant
- UL/cUL listed for up to 3 hours "A" label doors
- UL10C/UBC7 positive pressure rated






**Specifications**

- Backset: 2-3/8" and 2-3/4" options
- Door thickness: 1-3/8" to 1-3/4" standard
- Door prep: 2-1/8" diameter cross bore
- Latchbolt: 1/2" steel throw
- Latch face plate: Round and square corner 1" by 2-1/4" latch face plates included
- Strike: Round and square corner 2-1/4" x 1-5/8" full lip strikes included
- Lever rotation: Less than 36° for full latch retraction
- Levers: Pressure cast zinc
- Escutcheon: Standard (round) stamped steel, Classic (square) and Decorative (traditional) pressure cast zinc. Concealed mounting screws.
- Warranty: Lifetime mechanical, 3 year finish

**Keyways**

- SC, KW

**Roses**





<b>RIDGE Lever</b>		Standard (all applications)
<b>ECHO Lever</b>	 	Standard (all applications)     Decorative (traditional)
<b>TEMPO Lever</b>	 	Standard (all applications)     Classic (modern)

**Features**

**With door hardware from STANLEY, your mixed-use property will stand out from the rest—in security, style, ease and profit margin.**

- **Security:** Durable, Grade 2 mechanical locks by a leading lock manufacturer
- **Style:** Available in popular designs and finishes
- **Ease:** EasyPass lever rotation for easier operation
- **Profit margins:** Affordable price that allows you to add quality hardware to every interior door
- **Installation and application:** Round and square corner latch face and strikes for flexible stocking and wider range of applications

**Finishes**

	Satin Nickel (619)
	Satin Chrome (626)
	Bright Chrome (625)
	Aged Bronze (716)

**STANLEY.**



**Grade 2 Mechanical Locksets Stand Out with STANLEY**

*TEMPO Lever  
Shown in Satin Nickel  
with Classic Rose*

**Attracting and retaining reliable tenants is a top priority for every property owner.**

STANLEY—one of the nation’s most trusted security brands—helps mixed-use properties stand out with our Grade 2 mechanical levers for interior openings. With unique innovations like EasyPass™ and stylized rose options, our new levers are perfect for virtually every type of light commercial or multifamily interior opening.

The Grade 2 levers suite with other STANLEY hardware products to provide a coordinated and consistent look throughout a building. With a complete line of interior and exterior solutions—Grade 1 and 2 deadbolts, common area access control solutions, exit devices, door closers, hinges and electronic deadbolts—STANLEY has everything you need for an opening in a mixed-use facility.

STANLEY—it’s the only name you need to remember. **Simply STANLEY.**

**Grade 2 mechanical locksets are ideal for many light commercial applications:**

- Office Spaces
- Mixed-Use Facilities
- Hospital/Medical Facilities
- Senior/Memory Care Facilities
- Military and Student Housing
- Hospitality and Retail



With STANLEY door hardware, your property will stand out from the rest—in security, style, ease and profit margin.

**ECHO Lever**  
Shown in Satin Nickel with Decorative Rose



**RIDGE Lever**  
Shown in Satin Nickel with Standard Rose

EasyPass™ provides convenient, easy access into any interior space.



With a solid metal construction, these locks are available in a variety of functions for all types of interior doors. The TEMPO, ECHO and RIDGE locksets are perfect for virtually every type of interior opening, across a range of spaces, including offices, student housing, hotels, healthcare facilities and more.



**TEMPO**

Perfect for more modern inspired decor, the TEMPO Lever boasts all-metal construction and comes standard with the EasyPass ergonomic lever action. Available in various finishes.



**ECHO**

Inspired by the most prominent lever style in the marketplace, the ECHO Lever is perfect for more traditional environments. Like all of our Grade 2 levers, it is constructed with all-metal chassis and the EasyPass ergonomic lever action. Available in various finishes.



**RIDGE**

The RIDGE Lever combines the timeless essence of a more classical style with a modern flair. It is ideal for more eclectic environments. Available in various finishes.

**Innovative Features**



**EasyPass**

Opening the door is much easier with Easy Pass. This uniquely smart feature allows the door to open with less rotation of the lever. Not only is it more convenient, but EasyPass has greater durability as well.



Standard



Classic



Decorative

**Stylized Roses**

All STANLEY locksets and deadbolts come with the option of a stylized rose for that extra touch. Mix and match roses to create the design you want. Stylized roses are an easy way to make an architectural statement—right at the point of entry. And they are another way to provide a coordinated design throughout an entire space.

**Mix-and-Match\***

Our Grade 2 mechanical locksets suite with other STANLEY interior and exterior hardware products for a consistent look throughout your building.

DEADBOLTS



Standard



Decorative

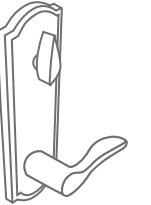


Classic

INTERCONNECT



Echo Lever Shown with Standard Rose



Echo Lever Shown with Decorative Rose

\*See applicable sell sheets for suiting product information.