


STANLEY®



Sliding & Folding Door Hardware

dormakaba 

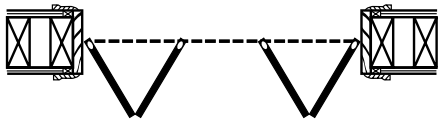
Trusted experts. Proven reliability. Simply STANLEY.

TABLE OF CONTENTS

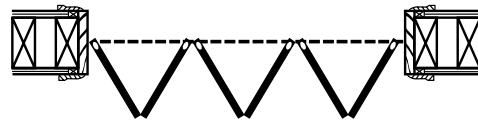
Nomenclature explained.....	2-3	ByPass hardware	12-17
BiFold hardware	4-11	BP60 & BPD60.....	12-15
BF30.....	4-7	BP150N & BPD250N	16-17
BF50.....	8-9	Pocket door hardware	18-21
BF125N.....	10-11	PD75.....	18
		PD150N.....	19
		PDF150N & PDF250N	20-22

Nomenclature Explained

Folding




BiFold



Folding – Multi Panel

By Pass (Sliding)



By Passing Pair



By Passing – Multi Panel

Pocket Door



Single Pocket Door



Bi-Parting Pair

Nomenclature: Application + Weight = Class Number

Application	Weights	
	Lbs.	(Kg)
BF = BiFold	30 lbs	14 Kg
	50 lbs	23 Kg
	125 lbs	57 Kg
BP = ByPass	60 lbs	27 Kg
	150 lbs	68 Kg
	250 lbs	113 Kg
PD = Pocket Door	75 lbs	34 Kg
	150 lbs	68 Kg
PDF = Pocket Door Frame	150 lbs	68 Kg
	250 lbs	113 Kg

Example: BF (Bi-Fold) – 125 (125 lbs.)

Nomenclature Explained

Metric Conversions

1 in. = 25.4 mm

1 mm = .039 in.

Inches	Millimeters
1/16	2
1/8	3
3/16	5
1/4	6
5/16	8
3/8	10
7/16	11
1/2	13
9/16	15
5/8	16
11/16	18
3/4	19
13/16	21
7/8	22
15/16	24
1	25
1-3/8	35

Inches	Millimeters
1-3/4	44
2	51
2-3/4	70
3-1/2	89
12	305
18	457
24	610
30	762
36	914
48	1219
60	1524
72	1829
84	2134
96	2438
120	3048
144	3658
192	4877

Average Door Weight Chart						
	Inches	mm	inches	mm	inches	mm
Door Thickness	1 3/8"	35	1 3/4"	44	2"	51
	lbs/ft ²	kg/m ²	lbs/ft ²	kg/m ²	lbs/ft ²	kg/m ²
Hollow Core	2	9.8	2 1/2	12.2	–	–
Solid Core	3 1/2	17	4 1/2	22	5 1/4	25.6
Pine (White)	3	14.6	3 1/2	17	4	19.5
Oak	5	24.4	7	34.2	8	39
Ash	4	19.5	5	24.4	6	29.3
Fir	3	14.6	3 1/2	17	4	19.5
Birch	4 1/4	20.8	5 1/2	26.9	6 1/4	30.5
Mahogany	3 1/2	17	4 1/2	22	5 1/4	25.6

BiFold Hardware: BF30

30 lb. Panel Bifold

For installation of 2 or 4, 7/8" to 1 3/8" thick panels weighing up to 30 lbs. each.

Features

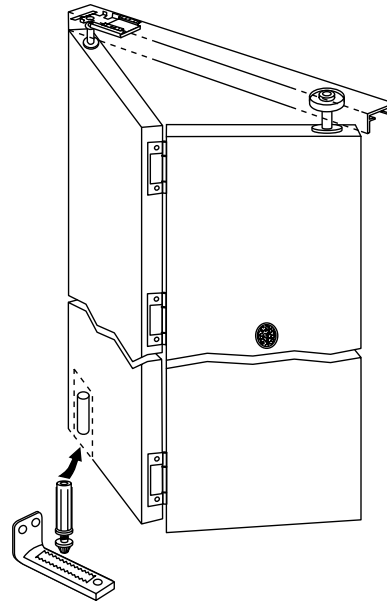
- Spring loaded top pivot and roller guide for easy installation
- Permanently lubricated roller guide
- Durable pre-painted track
- All metal components galvanized against corrosion

ANSI Reference

- BF30 conforms to ANSI A156.14 type D8622, D8662

Cross Reference

- STANLEY 2400/2900 series
- Lawrence C 620/640
- Cox 43/48
- Johnson 1838
- Hager CD-2670
- Sterling 1540/9000



Sizing Information

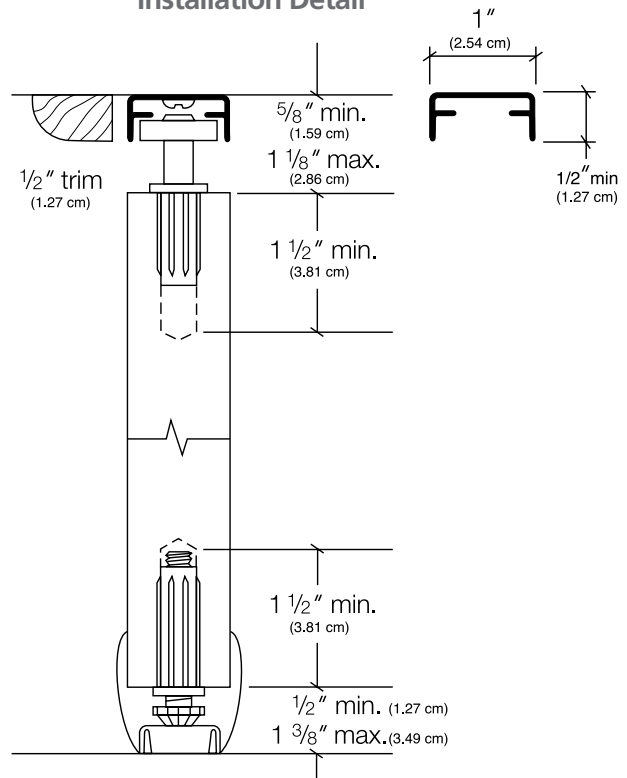
Finished Opening/Panel Dimensions

To determine panel width – Panel width = known finished opening width divided by number of panels, less 1/4"

To determine opening width – Opening width = known finished panel width plus 1/4", multiplied by number of panels

Door height = 1 5/8" less than finished opening height

Installation Detail



Complete Packaged Sets

Retail Packaging

Minimum 1" thick panels

Description	Set No.	Case Qty.	Case Weight	EDP Number
2 Door 24" opening	BF30-00-24	6 sets	9 lbs	40 2022
2 Door 30" opening	BF30-00-30	6 sets	10 lbs	40 2025
2 Door 36" opening	BF30-00-36	6 sets	12 lbs	40 2032
4 Door 48" opening	BF30-00-48	6 sets	19 lbs	40 2044
4 Door 60" opening	BF30-00-60	6 sets	21 lbs	40 2054
4 Door 72" opening	BF30-00-72	6 sets	24 lbs	40 2064

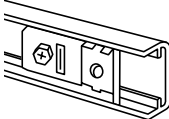
BiFold Hardware: BF30

Track with Pivot Bracket

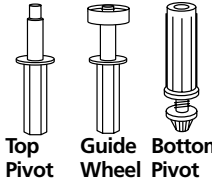
Track No.	Number of Panels	Length	Finish	Case Qty.	Case Weight	EDP Number
BF30-01-24	2	23 3/4"	White	25 ea.	14 lbs	52 2004 001
BF30-01-30	2	29 3/4"	White	25 ea.	17 lbs	52 2032 001
BF30-01-36	2	35 3/4"	White	25 ea.	19 lbs	52 2060 001
BF30-01-36	4	35 3/4"	White	25 ea.	22 lbs	52 2064 001
BF30-01-48	4	47 3/4"	White	25 ea.	28 lbs	52 2068 001
BF30-01-60	4	59 3/4"	White	25 ea.	34 lbs	52 2092 001
BF30-01-72	4	71 3/4"	White	25 ea.	40 lbs	52 2120 001
BF30-01-84	4	83 3/4"	White	25 ea.	48 lbs	52 2144 001
BF30-01-96	4	95 3/4"	White	25 ea.	54 lbs	52 2148 001

Packaged Set Components


Steel Track	EDP No
BF30-01-XX	**



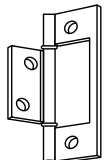
Top Guide Pivot/Guide Wheel – 7/16" Dia. Body		
BF50-34-Top Pivot	200 ea.	52 2272 001
BF30-35-Guide Wheel	200 ea.	52 2280 001
BF30-36-Bottom Pivot	200 ea.	52 3248 001




Aligners
BF50-72
For use in four door installations



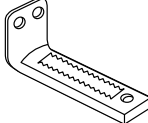
Hinges	Length	Case Qty.	EDP No.
221-3-Offset Holes	3"	300 pr.	52 1032 001
Brass tone zinc finish			



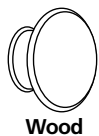
Snugger	Case Qty.	EDP No
BF30-22- 2 Door	200 ea.	52 2240 001
BF30-24- 4 Door	100 ea.	52 2244 001



Jamb Bracket
BF30-81
Easy horizontal adjustment



Knobs
BF50-62-Wood
Wood



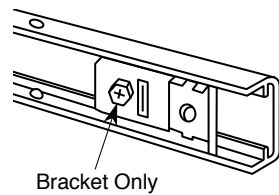
See next page for accessories

BiFold Hardware: BF30

Accessories & Options

Pivot Bracket	Case Qty.	EDP No.
---------------	-----------	---------

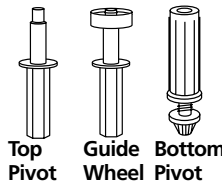
BF30-10 200 ea. 52 2236 001



Bracket Only

Top Guide Pivot/Guide Wheel – 3/8" Dia. Body

BF30-31-Top Pivot 200 ea. 52 2612 001
 BF30-32-Guide Wheel 200 ea. 52 2620 001
 BF30-33-Bottom Pivot 200 ea. 52 4212 001

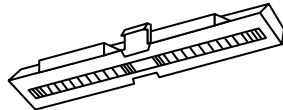


Top Pivot Guide Wheel Bottom Pivot

Slide Guides

BF30-25 200 ea. 52 2372 001

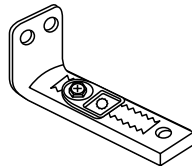
Cushions door when opening, tensions doors in closed position



Jamb Bracket


BF50-81 200 ea. 52 2252 001

3/4" flat head screws
 Easy horizontal adjustment



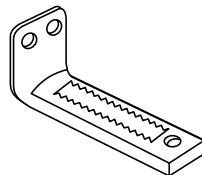
BF50-83 200 ea. 52 2264 001

Floor Bracket for slab floor installations



BF50-84 200 ea. 52 3236 001

3/4" flat head screws
 Heavy Duty Jamb Bracket for mounting above floor



Knob

BF50-61 - Plastic 100 pr. 52 1280 001

Cushions door when opening, tensions doors in closed position

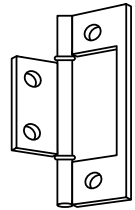


Plastic

Hinges	Length	Case Qty.	EDP No.
--------	--------	-----------	---------

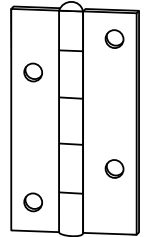
220-3LS 3" 300 pr. 52 1016 001

Non-mortise, In-line holes, no screws



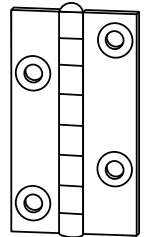
224- 2 1/2" x 1 5/8" 300 pr. 52 1052 001

Satin Brass Finish
 Flatback Hinge, no screws



234- 2 1/2" x 1 5/8" 300 pr. 52 1076 001

Bright Zinc Finish Flatback
 Hinge, no screws



224RC- 2 1/2" x 1 5/8" 300 pr. 52 1053 001

Satin Brass Finish Flatback
 Hinge with raised countersinks for
 Medium Density Fiberboard (MDF)
 panels no screws

Screws	Case	EDP No.
--------	------	---------

220-1215C 600 sets 52 1024 001

Brass Tone Finish
 Drill Point Screws for 220 hinge
 #2 Phillips drive
 #6 x 7/8" flat head



221-5C 600 sets 52 1040 001

Brass Tone Finish
 Screws for 220-3/221-3 hinge
 #2 Phillips drive
 #6 x 7/8" flat head



214-1215C 300 sets 52 1004 001

Brass Tone Finish
 Self drilling screws for 224/234
 hinge #2 Phillips drive
 #8 x 5/8" pan head



214-5C 300 sets 52 1000 001

Brass Tone Finish
 Screws for 224/234 hinge
 #2 Phillips drive
 #8 x 5/8" pan head



BiFold Hardware: BF30

When Ordering, Please Specify EDP Number

BF30 Bifolding Hardware Bagsets

EPD No.		52 2007 001	52 2011 001	52 2012 001
Bagset Catalog No.		2453	2454	2455
CLASS NO.	PART DESCRIPTION			
BF30-83	Pivot Locator	1	1	1
BF30-81	Bracket Jamb Blue Zinc	1	1	11
BF30-22	2-Door Snugger	1	1	1
BF30-24	4-Door Snugger	1	1	1
BF30-31	Top Pivot	2	1	
BF50-34	Top Pivot			
BF30-33	Bottom Pivot	1	1	1
BF30-36	Bottom Pivot			
BF30-25	Slide Guide			
BF30-32	Guide Wheel	1	1	1
BF50-61	Plastic Knob Tan		1	
BF50-62	Wood Knob	1		
	Plastic Knob White			
wBF50-72	Aligner	1	1	1
	#8 x 5/8" Pan Head Screw	2	2	2
	#8 x 1-1/2" Flat Head Screw	5	5	5
	#8 x 3/4" Flat Head Screw	5	5	5
	#8 x 1-3/4" Truss Head Knob Screw	1	1	
	#8 x 1-1/4" Pan Head Screw			
	#8 x 1-3/4" Truss Head Mach. Screw			1

EPD No.		52 2017 001	52 3128 001	52 2016 001
Bagset Catalog No.		2400	2568	2405
CLASS NO.	PART DESCRIPTION			
BF30-83	Pivot Locator	1		1
BF30-81	Bracket Jamb Blue Zinc	1		1
BF50-81	Adjustable Jamb Bracket		2	1
BF30-22	2-Door Snugger	1		1
BF30-24	4-Door Snugger	1	1	1
BF50-34	Top Pivot	1	2	1
BF30-36	Bottom Pivot	1	2	1
BF30-25	Slide Guide			
BF30-35	Guide Wheel	1	2	1
BF50-61	Plastic Knob Tan	1		1
F50-62	Wood Knob		2	1
BF50-65	Brass Knob			
BF50-72	Aligner	1	2	1
	#8 x 5/8" Pan Head Screw	2	4	2
	#8 x 1-1/2" Flat Head Screw	5	10	5
	#8 x 3/4" Flat Head Screw	5	10	5
	#8 x 1-3/4" Truss Head Knob Screw	1	2	1
	#8 x 1-1/4" Pan Head Screw			
	#8 x 1-3/4" Truss Head Mach. Screw			
	#8 x 1-9/16" Truss Head Knob Screw			1

BiFold Hardware: BF50

50 lb. Panel Bifold

For installation of 2 or 4, 1" to 1 3/4" thick panels weighing up to 50 lbs. each, or multi-panels weighing up to 30 lbs. each.

Features

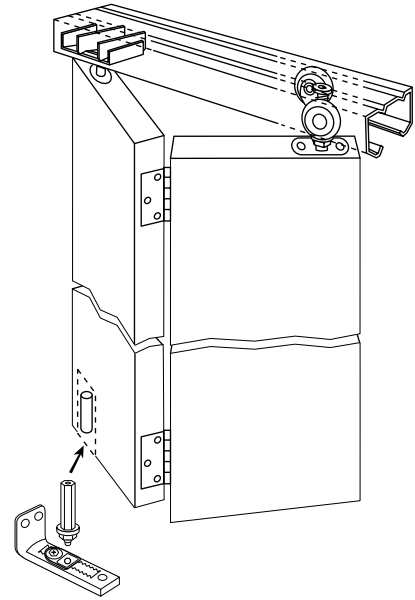
- Extruded aluminum track
- Permanently lubricated 2-wheel roller carriage
- Spring loaded top pivot for easy installation
- All metal components galvanized against corrosion
- Quick, easy adjustments after installation
- Smooth, quiet operation

ANSI Reference

- BF50 conforms to ANSI A156.14 type D8621, D8642, D8652, D8662

Cross Reference

- STANLEY 2600 series
- Johnson 111 FD
- Crowder CF-115
- Lawrence HD 620/640
- Grant 1600
- Sterling 1570
- Hager 9570



Sizing Information

Finished Opening/Panel Dimensions

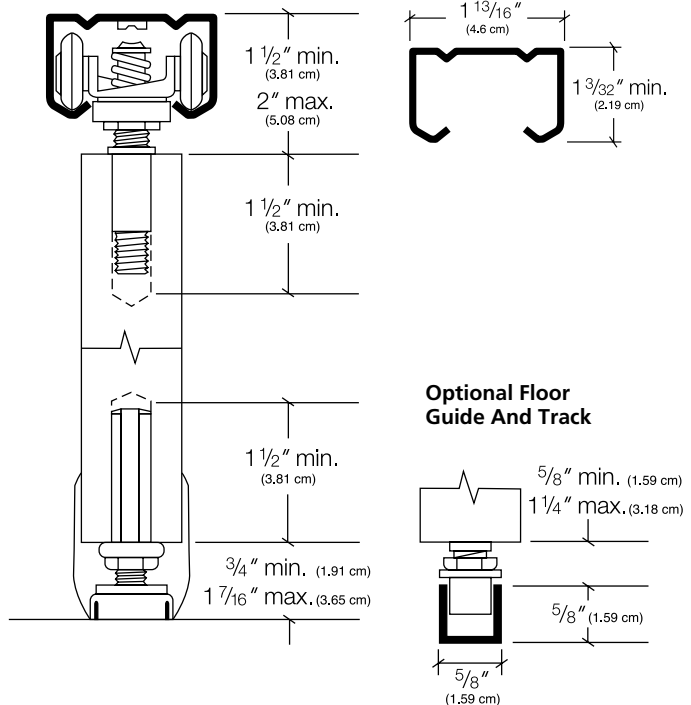
To determine panel width – Panel width = known finished opening width divided by number of panels, less 1/4"

To determine opening width – Opening width = known finished panel width plus 1/4", multiplied by number of panels

Door height = 2 3/8" less than finished opening height

Note: For multi-panel sizing information please contact factory.

Installation Detail



Complete Packaged Sets

Description	Set No.	Case Qty.	Case Weight	EDP Number
2 Door 36" opening	BFC50-00-36	10 sets	16 lbs	40 2293 001
4 Door 48" opening	BFC50-00-48	10 sets	25 lbs	40 2294 001
4 Door 60" opening	BFC50-00-60	10 sets	28 lbs	40 2295 001
4 Door 72" opening	BFC50-00-72	10 sets	30 lbs	40 2296 001
4 Door 96" opening	BFC50-00-96	10 sets	38 lbs	40 2298 001

Note: Hinges not included in the set

BiFold Hardware: BF50

Track

Track No.	Length	Finish	Case Qty.	Case Weight	EDP Number
BF50-01-48	47 7/8"	Aluminum	10	13 lbs	40 2321 001
BF50-01-60	59 7/8"	Aluminum	10	16 lbs	40 2322 001
BF50-01-72	71 7/8"	Aluminum	10	19 lbs	40 2323 001
BF50-01-96	96"	Aluminum	10	24 lbs	40 2324 001
BF50-01-120	120"	Aluminum	10	32 lbs	40 2326 001
BF50-01-144	144"	Aluminum	10	36 lbs	40 2327 001
BF50-01-192	192"	Aluminum	10	52 lbs	40 2328 001

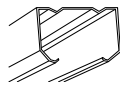
Packaged Set Components

Aluminum Track

BF50-01-XX

**

EDP No.



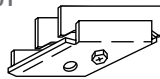
Pivot Bracket

BF50-11

200 ea.

EDP No. 40 2304 001

Adjustable with wrench or screwdriver

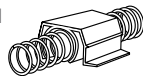


Snugger

BF50-22

100 ea.

EDP No. 40 2306 001



Hanger

BF50-41

10 ea.

EDP No. 40 2303 001

Two-wheel hanger with guide wheel



Pivots

BF50-34

200 ea.

EDP No. 52 2272 001

Top Pivot



BF50-33

200 ea.

EDP No. 52 2276 001

Bottom Pivot



Top Pivot

Bottom Pivot

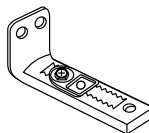
Jamb Bracket with Pivot Block

BF50-81 - 3/4" screws

200 ea.

EDP No. 52 2252 001

Easy horizontal adjustment



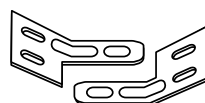
Aligners

BF50-72

100 pr.

EDP No. 52 2224 001

For use in four door installations



Adjusting Wrench

BP250-99

400 ea.

EDP No. 52 2232 001



Knobs

BF50-62 - Wood

100 ea.

EDP No. 52 1280 001



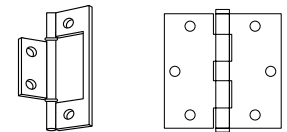
Wood

Accessories & Options

Hinges

Case Qty.

EDP No.



Jamb Brackets

BF50-83

200 ea.

EDP No. 52 2264 001

Floor Bracket for slab floor installations

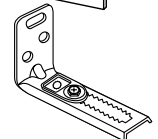


BF50-84

200 ea.

EDP No. 52 3236 001

3/4" flat head screws Heavy Duty Jamb Bracket for mounting above floor



Floor Guide

BF125-71

10 ea.

EDP No. 40 2309 001

Adjustable high performance, lubricated, thermoplastic guide, 7/16" diameter shank For use with BF125-91 Track



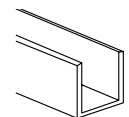
Floor Guide Track

BF125-91

10 ea.

EDP No. 40 2310 001

5/8" x 5/8" x 8' Aluminum



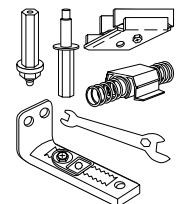
Hardware Set

BF50-HDW

10 sets

EDP No. 40 2308 001

Set includes 1 BF50-11 pivot bracket, 1 BF50-81 jamb bracket, 1 BF50-34 top pivot, 1 BF50-33 bottom pivot, 1 BF50-25 snugger accordion, 1 BF250-99 wrench, screws and instructions



BiFold Hardware: BF125N

125 lb. Panel Bifold

For installation of 2 panels weighing up to 125 lbs. each or multi-panels weighing up to 75 lbs. each, 1 1/8" to 1 3/4" thick. For thicker panels, consult factory.

Features

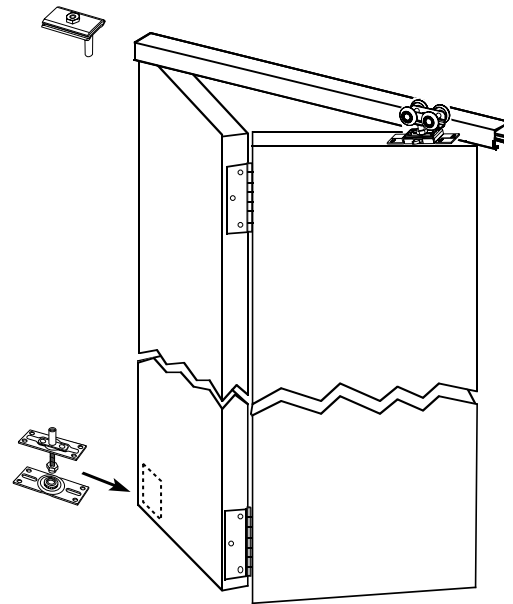
- Large ball bearing wheels provide smooth action
- Easy-to-install snap-in feature makes hangers a "snap" to install
- Durable V-groove aluminum track provides smooth, quiet operation
- All metal components zinc plated to guard against corrosion
- Heavy duty pivot set designed for durability and aesthetics

ANSI Reference

- BF125N conforms to ANSI A156.14 type D8621, D8641, D8651, D8661

Cross Reference

- STANLEY 2700 series
- Cox 42-200
- Grant 1260
- Hager 9870
- Johnson 200 FD/RD
- Lawrence 570 Track w/ED 620/640
- Sterling 1870



Sizing Information

Finished Opening/Panel Dimensions

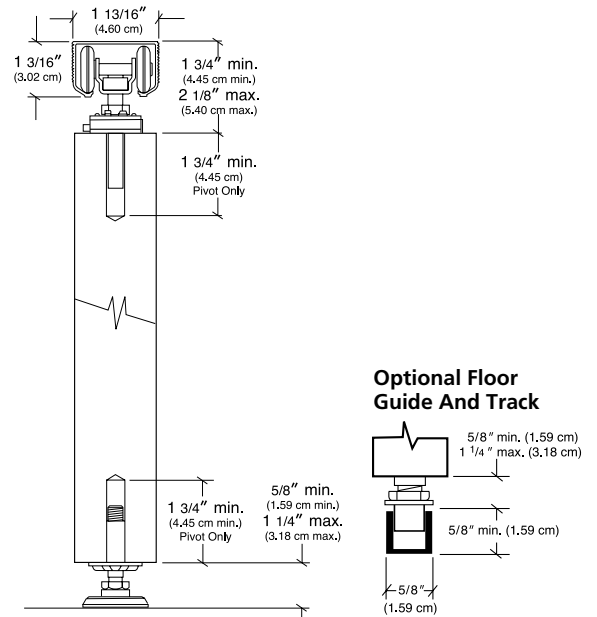
To determine panel width – Panel width = known finished opening width divided by number of panels, less 1/4"

To determine opening width – Opening width = known finished panel width plus 1/4", multiplied by number of panels

Door height = 2 3/4" less than finished opening height

Note: For multi-panel sizing information please contact factory.

Installation Detail



Complete Packaged Sets

Description	Set No.	Case Qty.	Case Weight	EDP Number
Door 30" opening	BF125N-00-30	6 sets	26 lbs	40 5225
2 Door 36" opening	BF125N-00-36	6 sets	26 lbs	40 5232
2 Door 48" opening	BF125N-02-48	6 sets	31 lbs	40 5242
4 Door 48" opening	BF125N-04-48	6 sets	46 lbs	40 5244
4 Door 60" opening	BF125N-00-60	6 sets	50 lbs	40 5254
4 Door 72" opening	BF125N-00-72	6 sets	54 lbs	40 5264
4 Door 96" opening	BF125N-00-96	6 sets	60 lbs	40 5284

BiFold Hardware: BF125N

Track

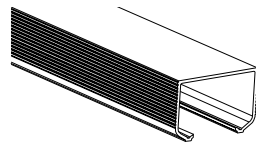
Track No.	Length	Finish	Case Qty.	Case Weight	EDP Number
BF125N-01-48	48"	Aluminum	10	13 lbs	40 5102 001
BF125N-01-60	60"	Aluminum	10	16 lbs	40 5103 001
BF125N-01-72	72"	Aluminum	10	29 lbs	40 5104 001
BF125N-01-96	96"	Aluminum	10	39 lbs	40 5105 001
BF125N-01-120	120"	Aluminum	10	47 lbs	40 5106 001
BF125N-01-144	144"	Aluminum	10	57 lbs	40 5107 001
BF125N-01-192	192"	Aluminum	10	78 lbs	40 5108 001

Packaged Set Components

Aluminum Track	EDP No.
----------------	---------

BF250N-01-XX
V-grooved

**

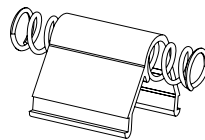


Snugger	Case Qty.	EDP No.
---------	-----------	---------

BF125N-21

100 ea.

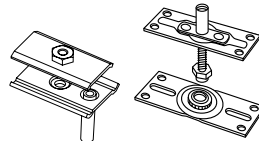
52 4254 001



Top & Bottom Pivots Set

BF125N-31 10 sets 40 5302 001

Fits into 1 3/4" deep, 3/8" diameter hole in door



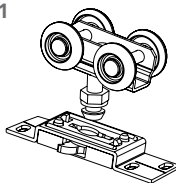
Top Pivot

Bottom Pivot

Hangers	Case Qty.	EDP No.
---------	-----------	---------

BF125N-41 10 ea. 40 5301 001

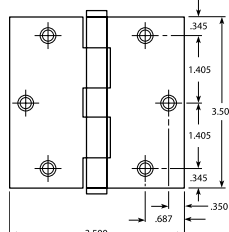
Four large ball bearing wheels, easy installation feature



Hinges	Case Qty.
--------	-----------

741 50 pks.

US4 Satin Brass Finish
3 1/2" x 3 1/2", with screws
.088 Gauge



Adjustment Wrench

BP250-99 400 ea. 52 2232 001



Accessories & Options

Floor Guide	Case Qty.	EDP No.
-------------	-----------	---------

BF125-71 10 ea. 40 2309 001

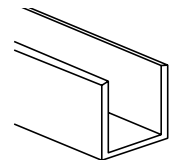
Adjustable, high performance, lubricated,
thermoplastic guide 7/16" diameter shank
For use with BF125-91 track



Floor Guide Track

BF125-91 10 ea. 40 2310 001

V-grooved



Hinges

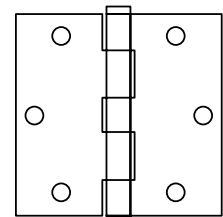
F179/F191

CB179/CB191

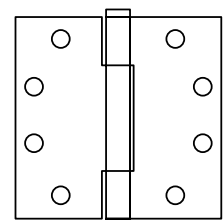
FBB179/FBB191

1900R / 1960R

CB1900R / CB1960R



F179 Shown



CB1900R Shown

ByPass Hardware: BP60 & BPD60

60 lb. Panel ByPass

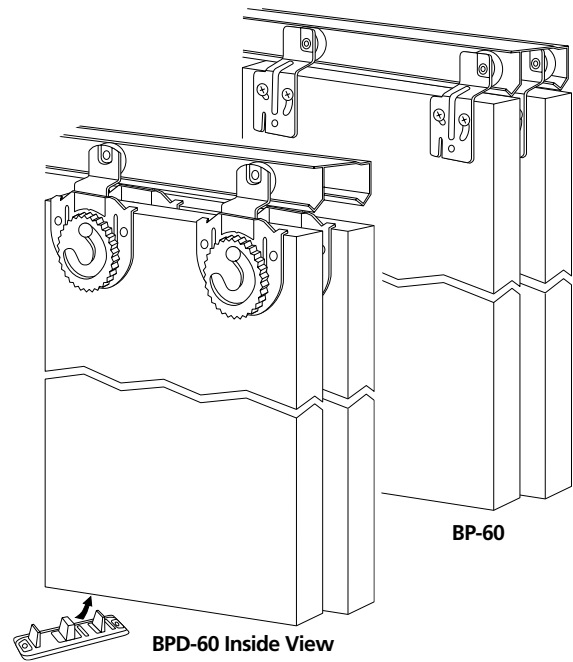
For installation of 2 By panels 3/4" to 1 3/8" thick, weighing up to 60 lbs. each

Features

- Hangers easy to adjust
- Self-aligning wheel system
- Permanently lubricated thermoplastic wheel
- Supports panels weighing up to 60 lbs
- Vertical adjustments can be made after installation
- Hanger system allows for easy panel removal
- V-groove galvanized steel or aluminum track provides smooth, quiet operation

ANSI Reference

- BPC60, BPC60A, BP60, BPD60, BPD60A conform to ANSI A156.14 type D8742; BPC60AF, BPD60AF conform to type D8752



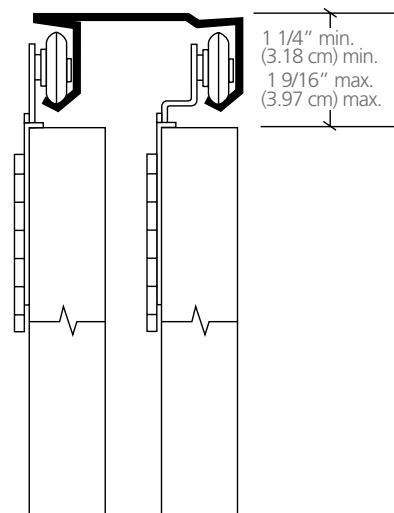
Sizing Information

To determine panel width – Panel width = known finished opening width plus 1" per overlap, divided by number of panels

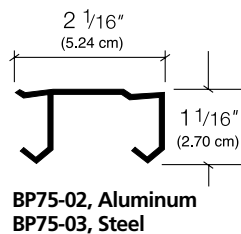
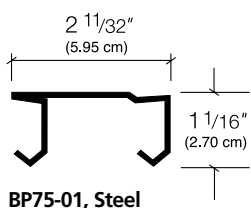
To determine opening width – Opening width = known finished panel width multiplied by number of panels, less 1" per overlap

Door height = 1 3/4" less than finished opening height

Installation Detail



Track Detail



ByPass Hardware: BP60 & BPD60

Complete Packaged Sets

Slot Adjust

CONTRACTOR Box Set with steel track BP75-01
For 1 3/8" thick doors only.



Description	Set No.	Case Qty.	Case Weight	EDP Number
2 Door 47" opening	BPC60-00-48	10 sets	26 lbs	40 3006 001
2 Door 59" opening	BPC60-00-60	10 sets	30 lbs	40 3008 001
2 Door 71" opening	BPC60-00-72	10 sets	35 lbs	40 3010 001
2 Door 95" opening	BPC60-00-96	10 sets	45 lbs	40 3012 001

CONTRACTOR Box Set w/aluminum track BP75-02
For 3/4" and 1 3/8" thick doors.

Description	Set No.	Case Qty.	Case Weight	EDP Number
2 Door 47" opening	BPC60A-00-48	10 sets	16 lbs	40 3020 001
2 Door 59" opening	BPC60A-00-60	10 sets	19 lbs	40 3021 001
2 Door 71" opening	BPC60A-00-72	10 sets	22 lbs	40 3022 001

RETAIL Box Set with steel track BP75-03
For 3/4" and 1 3/8" thick doors.

Description	Set No.	Case Qty.	Case Weight	EDP Number
2 Door 47" opening	BP60-00-48	6 sets	20 lbs	40 3040
2 Door 59" opening	BP60-00-60	6 sets	23 lbs	40 3050
2 Door 71" opening	BP60-00-72	6 sets	27 lbs	40 3060
2 Door 95" opening	BP60-00-96	6 sets	35 lbs	40 3080

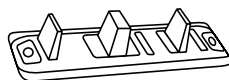
Packaged Set Components

Single Wheel Hangers	Case Qty.	EDP No.
BP60-43 – 1/4" offset Includes 7 each 5/8" screws	50 per	54 1268 001
BP60-44 – 1/4" offset Includes 4 each 5/8" and 3 each 1-1/2" screws	50 per	54 1272 001
BP60-45 – 1/2" offset Includes 7 each 5/8" screws	50 per	54 1284 001
BP60-46 – 1/2" offset Includes 4 each 5/8" and 3 each 1-1/2" screws	50 per	54 1288 001



Floor Guide

BP150-71– Zinc / White
Adjustable for 3/4" to 1-3/8"
thick bypassing doors



Pulls

BP150-61
Bright Brass 3/4" finger pull



Complete Packaged Sets

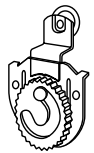
Dial Adjust

RETAIL Box Set with steel track BP75-03
For 3/4" and 1 3/8" thick doors.

Description	Set No.	Case Qty.	Case Weight	EDP Number
2 Door 47" opening	BPD60-00-48	6 sets	21 lbs	40 3140
2 Door 59" opening	BPD60-00-60	6 sets	25 lbs	40 3150
2 Door 71" opening	BPD60-00-72	6 sets	28 lbs	40 3160
2 Door 95" opening	BPD60-00-96	6 sets	36 lbs	40 3180

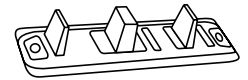
Packaged Set Components

Single Wheel Hangers	Case Qty.	EDP No.
BP60-41 – 7/16" offset #1 Finger adjustable, side mounted	100 ea.	54 1024 001
BP60-42 – 1/8" offset #2 Finger adjustable, side mounted	100 ea.	54 1028 001



Floor Guide

BP150-71– Zinc / White
Adjustable for 3/4" to 1-3/8"
thick bypassing doors



Pulls

BP150-61
Bright Brass 3/4" finger pull



Track

Track No.	Length	Finish	Case Qty.	Case Weight	EDP Number
BP75-01-48	46 1/2"	Steel	10	18 lbs	54 1416 001
BP75-01-60	58 1/2"	Steel	10	24 lbs	54 1420 001
BP75-01-72	70 1/2"	Steel	10	29 lbs	54 1424 001
BP75-01-96	93 1/2"	Steel	10	39 lbs	54 1436 001
BP75-01-120	120"	Steel	10	51 lbs	54 1444 001
BP75-02-48	46 3/8"	Aluminum	10	12 lbs	54 1232 001
BP75-02-60	58 3/8"	Aluminum	10	15 lbs	54 1236 001
BP75-02-72	70 3/8"	Aluminum	10	17 lbs	54 1240 001
BP75-02-96	3 3/8"	Aluminum	10	25 lbs	54 1248 001
BP75-02-144	144"	Aluminum	10	35 lbs	54 1264 001
BP75-03-60	58 3/8"	Steel	10	24 lbs	59 3100 001
BP75-03-72	70 3/8"	Steel	10	29 lbs	59 3104 001

ByPass Hardware: BP60 & BPD60

Accessories & Options

Twin Wheel Hangers

BP75-43 – 1/4" offset
Twin wheel hanger, side mounted


50 pr

54 1296 001

BP75-45 – 1/2" offset
Twin wheel hanger, side mounted
For doors up to 75 lbs. each

50 per

54 1304 001




Angle Stop

BP250-75 – Zinc
Attaches to back of one panel to prevent panels from crossing

100 ea.

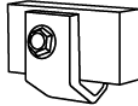
54 1004 001



Center Stop

BP75-76
Attaches to track to limit door travel

40 3998 001



Pulls

BP250-61 – Bright Brass
2-1/8" Flush Pull

20 ea.

52 1228 001

BP250-62 – Antique Brass
2-1/8" Flush Pull

100 ea.

52 1240 001

BP250-63 – Brushed Nickel
2-1/8" Flush Pull

100 ea.

52 1243 001

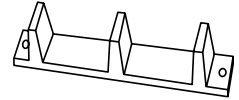


Floor Guides

BP150-72 – White
Floor Guide, plastic, for 1-3/8" thick doors

100 ea.


54 1020 001



BP150-73 – White
Floor Guide, plastic, one pair/door

100 ea.

54 1000 001




Carpet Riser

BP150-74 – Zinc
Carpet Riser provides 1/2" rise for Floor Guide BP150-71 and BP150-72

50 ea.

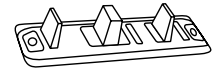
54 1016 001



BP150-75 – Zinc/White
(BP150-71 50 per box bulk pack)
For 3/4" to 1 3/8" doors.

50 ea.

54 1012 001



ByPass Hardware: BP60 & BPD60

ByPass Bagsets

EDP No.	51 1292 001 8902-BX	54 1280 001 8901-BX	51 1252 001 8900-BX	54 1116 001 8401-BX	51 1100 001 8400-BX	51 1312 001 8906-BX	54 11036 001 8100-BX	
Bagset Catalog No.	BP60-HDW-5	BP60-HDW-4	BP60-HDW-3	BP60-HDW-2	BP60-HDW	BP75-HDW-2	BP75-HDW-1	
Class No.	Part Description							
BP60-46	1/2" Offset Hanger	4	–	2	4	4	–	–
BP60-40	1/4" Offset Hanger	–	4	2	–	–	–	–
BP75-45	1/2" Offset Two Wheel Hanger	–	–	–	–	–	4	2
BP75-43	1/4" Offset Two Wheel Hanger	–	–	–	–	–	–	2
BP150-72	Plastic Floor Guide	1	–	–	–	–	1	–
BP150-71	Adjustable Floor Guide	–	1	1	1	1	–	1
BP250-61	Brass Pull	2	–	–	2	–	2	–
BP15061	Finger Pull	–	–	–	–	–	–	–
BP150-62	Plastic Pull	–	2	2	–	2	–	2
	#8 x 5/8" Pan Head Screw	10	16	16	16	16	10	16
	#8 x 1 1/2" Pan Head Screw	6	–	10	10	10	6	–
	Instruction Sheet	1	–	1	1	1	1	1
	Instruction Sheet	–	1	–	–	–	–	–
	Carton Qty.	10	10	10	10	10	10	10

How to Determine Hanger Combinations

3/4" Panels			
Track	Slot Adjust Hangers Single Wheel Front/Rear	Slot Adjust Hangers Twin Wheel Front/Rear	Dial Adjust Hangers Front/Rear
BP75-02	BP60-45/BP60-44	BP75-45/BP75-43	BP60-41/BP60-42
BP75-03	BP60-45/BP60-44	BP75-45/BP75-43	BP60-41/BP60-42

1" – 1 1/8" Panels			
Track	Slot Adjust Hangers Single Wheel Front/Rear	Slot Adjust Hangers Twin Wheel Front/Rear	Dial Adjust Hangers Front/Rear
BP75-01	BP60-45/BP60-44	BP75-45/BP75-43	BP60-41/BP60-42
BP75-02	BP60-45/BP60-45	BP75-45/BP75-45	BP60-41/BP60-41
BP75-03	BP60-45/BP60-45	BP75-45/BP75-45	BP60-41/BP60-41

1 3/8" Panels			
Track	Slot Adjust Hangers Single Wheel Front/Rear	Slot Adjust Hangers Twin Wheel Front/Rear	Dial Adjust Hangers Front/Rear
BP75-01	BP60-45/BP60-45	BP75-45/BP75-45	BP60-41/BP60-41
BP75-02	BP60-43/BP60-45	BP75-43/BP75-45	BP60-42/BP60-41
BP75-03	BP60-43/BP60-45	BP75-43/BP75-45	BP60-42/BP60-41

ByPass Hardware: BP150N & BP250N

150 lb. & 250 lb. Panel ByPass

For installation of 2 bypassing doors, with 1 3/8" to 1 3/4" thick panels

Features

- BP150N supports panels weighing up to 150 lbs
- BP250N supports panels weighing up to 250 lbs
- Large 1" wheels provide smooth action
- Easy-to-install snap-in feature makes hangers a "snap" to install. Vertical adjustments can be made after installation.
- Durable V-groove aluminum track provides smooth, quiet operation
- Track spacer allows for easy installation of 1 3/4" bypass and tri-pass doors

ANSI Reference

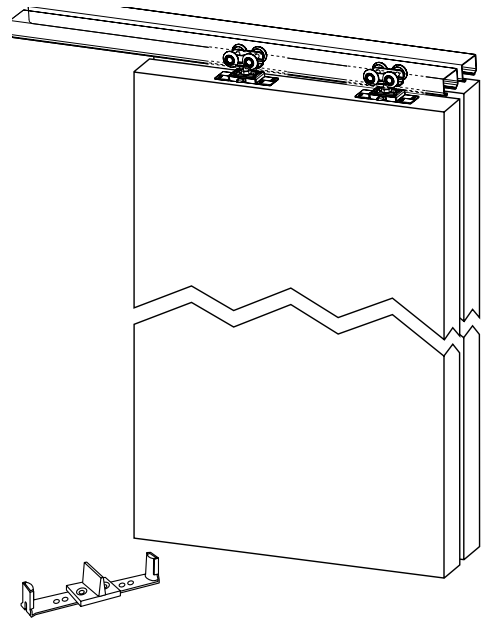
- BPC150N and BPC250N conform to ANSI A156.14 type D8731
- Above with Fascia conform to ANSI A156.14 type D8751

Cross Reference—BP150N

- STANLEY 1700 series
- Cox 15
- Crowder C-500
- Grant 7000
- Hager 9602
- Sterling 1754
- Lawrence 581 Track w/HD520

Cross Reference—BP250N

- STANLEY-57/58
- Crowder C-103-4
- Grant 1200
- Hager 9875
- Lawrence - F571/ED520
- Sterling 1876



Sizing Information

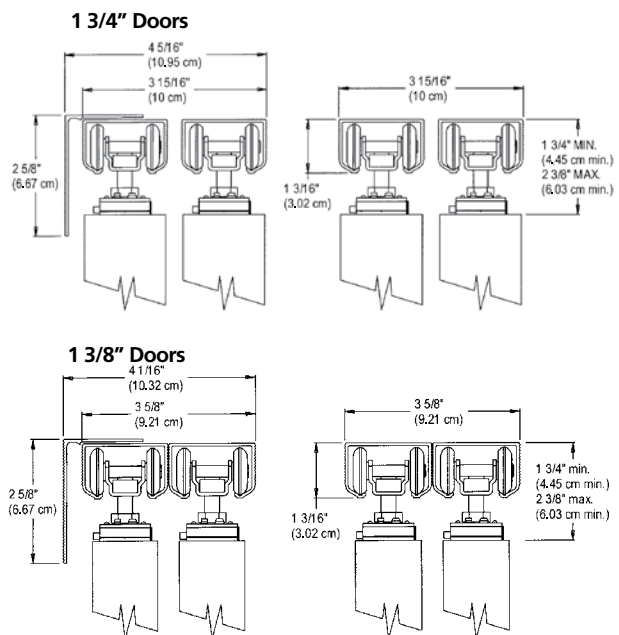
Finished Opening/Panel Dimensions

To determine panel width – Panel width = known finished opening width plus 1" per overlap divided by number of panels

To determine opening width – Opening width = known finished panel width multiplied by number of panels, less 1" per overlap

Door height = 2 5/8" less than finished opening height

Installation Detail



Complete Packaged Sets – 150LB

CONTRACTOR Box Set with BP150N – 41 Hangers

Description	Set No.	Case Qty.	Case Weight	EDP Number
2 Door 48" opening	BPC150N-00-48	6 sets	22 lbs	40 5664
2 Door 60" opening	BPC150N-00-60	6 sets	25 lbs	40 5665
2 Door 72" opening	BPC150N-00-72	6 sets	28 lbs	40 5666
2 Door 96" opening	BPC150N-00-96	6 sets	34 lbs	40 5668

Complete Packaged Sets – 250LB

CONTRACTOR Box Set with BP250N – 41 Hangers

Description	Set No.	Case Qty.	Case Weight	EDP Number
2 Door 60" opening	BPC250N-00-60	6 sets	48 lbs	40 5750
2 Door 72" opening	BPC250N-00-72	6 sets	53 lbs	40 5760
2 Door 96" opening	BPC250N-00-96	6 sets	63 lbs	40 5780

ByPass Hardware: BP150N & BP250N

Track

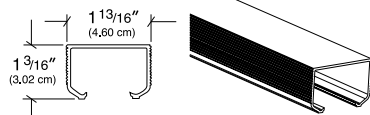
Track No.	Length	Finish	Case Qty.	Case Weight	EDP Number
BP250N-01-48	48"	Aluminum	10	13 lbs	40 5102 001
BP250N-01-60	60"	Aluminum	10	16 lbs	40 5103 001
BP250N-01-72	72"	Aluminum	10	29 lbs	40 5104 001
BP250N-01-96	96"	Aluminum	10	39 lbs	40 5105 001
BP250N-01-120	120"	Aluminum	10	47 lbs	40 5106 001
BP250N-01-144	144"	Aluminum	10	57 lbs	40 5107 001
BP250N-01-192	192"	Aluminum	10	78 lbs	40 5108 001

Fascia

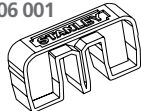
Track No.	Length	Finish	Case Qty.	Case Weight	EDP Number
BP250N-02-48	48"	Aluminum	10	24 lbs	40 5200 001
BP250N-02-60	60"	Aluminum	10	30 lbs	40 5201 001
BP250N-02-72	72"	Aluminum	10	35 lbs	40 5202 001
BP250N-02-96	96"	Aluminum	10	35 lbs	40 5203 001
BP250N-02-120	120"	Aluminum	10	35 lbs	40 5204 001

Packaged Set Components

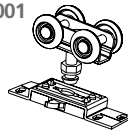
Aluminum Track	EDP No.
BP250N-01-XX	



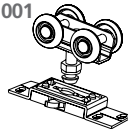
Track Spacer	Case Qty.	EDP No.
BP250N-00 For 1 3/4" doors	10 sets	40 5306 001



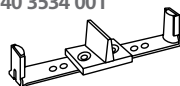
Hanger	Case Qty.	EDP No.
BP150N-41 Four large wheels, easy installation feature Packaged with BP150N-00	20 pr.	40 5304 001




Hanger	Case Qty.	EDP No.
BP250N-41 Four large, ball-bearing wheels, easy installation feature Packaged with BP250N-00	5 pr.	40 5305 001



Floor Guide	Case Qty.	EDP No.
BP250N-71 Adjustable for 1 3/8" to 1 3/4" thick bypassing doors	50 ea.	40 3534 001

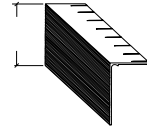


Adjusting Wrench	Case Qty.	EDP No.
BP250-99	400 ea.	52 2232 001

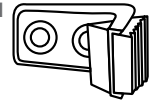


Accessories & Options

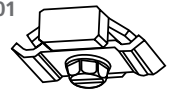
Aluminum Fascia	Case Qty.	EDP No.
BP250N-02-XX	**	



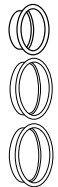
Angle Stop	Case Qty.	EDP No.
BP250-75 – Zinc Attaches to back of one panel to prevent panels from crossing	100 ea.	54 1004 001




Center Stop	Case Qty.	EDP No.
BP250-77 – Zinc Attaches to track to limit panel travel	20 ea.	40 0004 001



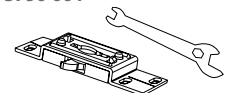
Pulls	Case Qty.	EDP No.
BP150-61 – Bright Brass 3/4" Finger Pull	200 ea.	52 1224 001
BP250-61 – Bright Brass 2 1/8" Flush Pull	20 ea.	52 1228 001
BP250-63 – Brushed Nickel 2 1/8" Flush Pull	100 ea.	52 1243 001



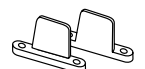
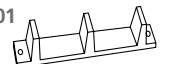
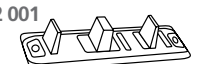
Hanger Sets	Case Qty.	EDP No.
BP150N-HDW Set contains (2) BP250N-43 hanger plates, (2) BP150N-41 ball bearing hangers, (1) BP250-99 wrench and (1) BP250-71 floor guide. (For doors weighing up to 150 lbs. each)	10 sets	440 5860 001




BP250N-HDW Set contains (2) BP250N-43 hanger plates, (2) BP250N-41 ball bearing hangers, (1) BP250-99 wrench and (1) BP250-71 floor guide. (For doors weighing up to 250 lbs. each)	10 sets	40 5790 001
---	---------	-------------



Floor Guides	Case Qty.	EDP No.
BP150-71 – Zinc/White Adjustable for 3/4" to 1 3/8" thick bypassing doors	50 ea.	54 1008 001
BP150-75 – Zinc/White Adjustable for 3/4" to 1 3/8" thick bypassing doors	50 ea.	54 1012 001
BP150-72 – White Floor Guide, plastic, for 1 3/8" thick doors	100 ea.	54 1020 001
BP150-73 – White Floor Guide, plastic, one pair/door	100 ea.	54 1000 001



Carpet Riser	Case Qty.	EDP No.
BP150-74 – Zinc Carpet Riser provides 1/2" rise for Floor Guides BP150-71 and BP150-72	50 ea.	54 1016 001



Pocket Door Hardware: PD75

75 lb. Panel – Pocket Door

For installation of pocket or bi-parting doors, with 3/4" to 1 3/4" thick panels weighing up to 75 lbs. each.

Features

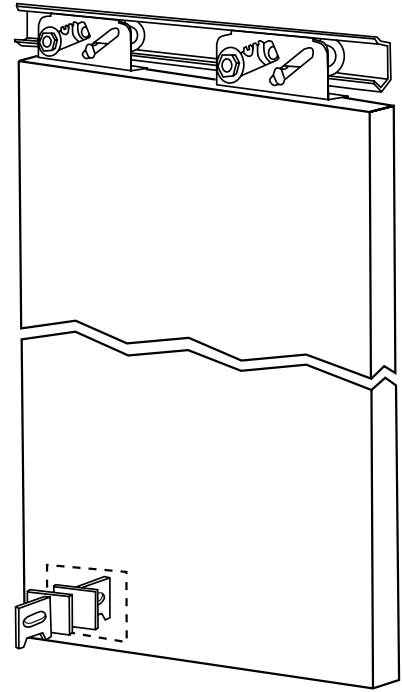
- Self-aligning wheel system
- Permanently lubricated 2-wheel hangers
- Supports panels weighing up to 75 lbs
- Easy adjustment after installation
- Roll-formed galvanized jump proof steel track

ANSI Reference

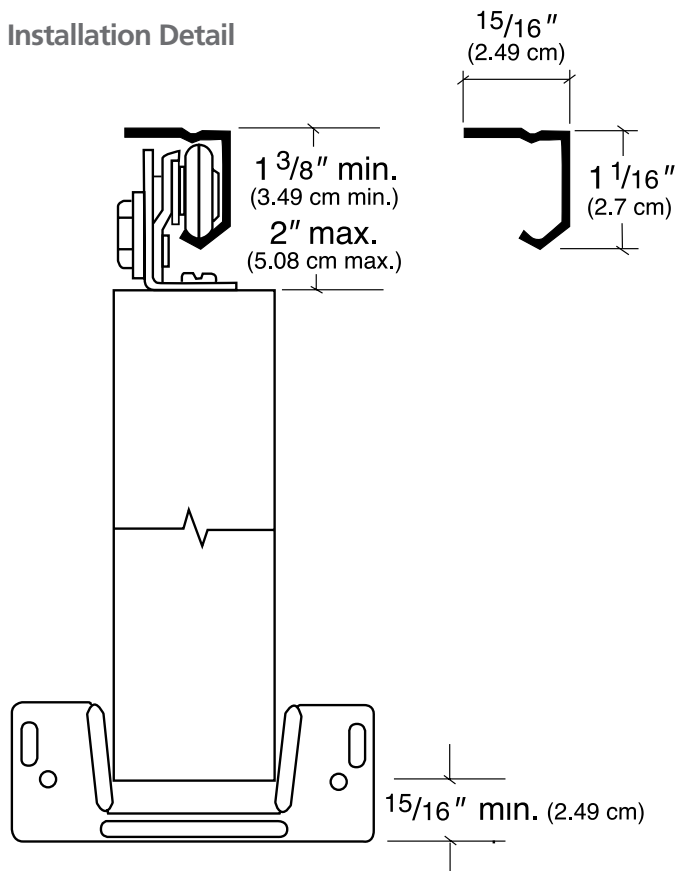
- PD75 conforms to ANSI A156.14 types D8691, D8721

Cross Reference

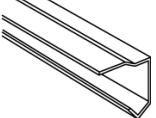

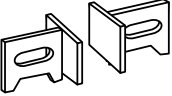
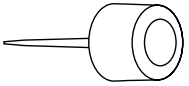

- STANLEY 84/85 series
- Grant 5075
- Crowder C-300/350
- Johnson 2800



Installation Detail



Packaged Set Components

Single Track	EDP No.
PD75-01 V-groove jump proof track Not available separately	** 
Hanger	
BP75-41 Not available separately	** 
Bottom Guide	
PD250-71 Adjustable to center door in pocket	40 3530 001 
Bumper Stop	
PD250-77 Stop and nail	40 3969 001 
Adjusting Wrench	
BP250-99	52 2232 001 

Complete Packaged Sets

RETAIL Box Set with steel track PD75-01

Description	Set No.	Case Qty.	Case Weight	EDP Number
1 Door 36" opening	PD75-00-36	6 sets	18 lbs	40 3903

Pocket Door Hardware: PD150N

150 lb. Panel – Pocket Door

For installation of pocket or bi-parting doors, with 1" to 1 3/4" thick panels weighing up to 150 lbs. each.

Features

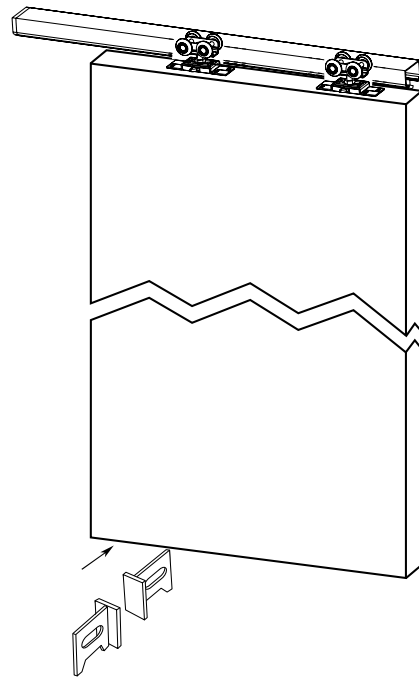
- Four large 1" wheels for easy rolling action
- Easy-to-install feature makes installation a "snap"
- Supports panels weighing up to 150 lbs
- Easy adjustment after installation
- Cut marks on header make for easy sizing
- V-groove jump proof track

ANSI Reference

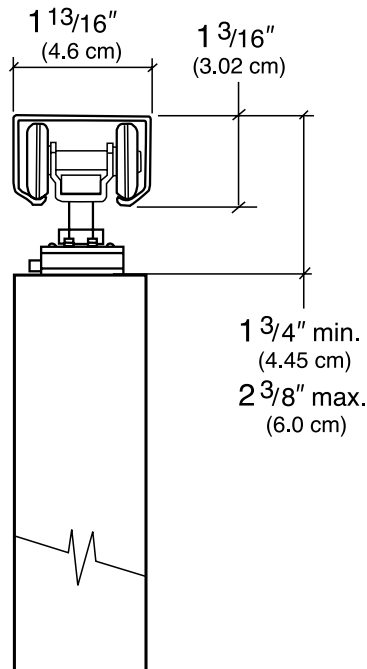
- PD150N conforms to ANSI A156.14 type D8681, D8711

Cross Reference

- STANLEY 1750
- Crowder C-411
- Hager 9601w/9606
- Cox 15-200
- Grant 5150
- Sterling 1601



Installation Detail



Packaged Set Components

Aluminum	EDP No.
PD250N-01-xx V-groove jump proof track	**
Hanger	
BP150N-41	40 5304 001
Bottom Guide	
PD250-71 Adjustable to center door in pocket	40 3530 001
Bumper Stop	
PD250-77 Stop and nail	40 3969 001
Adjusting Wrench	
BP250-99	52 2232 001

Complete Packaged Sets

CONTRACTOR Box Set with aluminum track PD250N-01

Description	Set No.	Case Qty.	Case Weight	EDP Number
36" opening	PDC150N-00-36	6 sets	17 lbs	40 5843
48" opening	PDC150N-00-48	6 sets	21 lbs	40 5844

Replacement Hardware

Hardware Set No.	EDP
PD150N-HDW	40 5845 001
Set includes 2 BP150N-41 hangers, 1 PD250-74 door guide, 1 BP250-99 wrench, 1 PD250-77 bumper stop, nails, screws, and instructions	

Pocket Door Hardware: PDF150N & PDF250N

150 lbs & 250 lbs Panel Pocket Frames

PDF150N - For installation of pocket or bi-parting doors up to 3' wide and up to 8' high, weighing up to 150 lbs each

PDF250N - For installation of pocket or bi-parting doors up to 4' wide and up to 8' high, weighing up to 250 lbs each

Features

- Steel wrap around stiffener reinforced split jambs
- Four large 1" wheels for easy rolling action
- PDF150N supports panels weighing up to 150 lbs
- PDF250N supports panels weighing up to 250 lbs
- Easy-to-install feature makes installation a "snap"
- V-groove jump proof track
- Cut marks on header for easy sizing

ANSI Reference

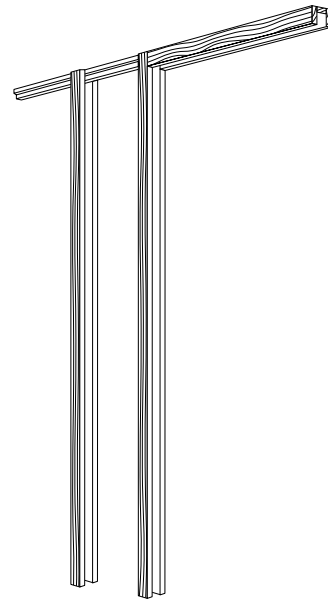
- All conform to ANSI A156.14 type D8671, D8701

Cross Reference—PDF150N

- Crowder Crowderframe
- Hager 9629
- Sterling 1630 BB

Cross Reference—PDF250N

- Hager 9850
- Lawrence PF619
- Sterling 1840



Sizing Information

Finished Rough Opening

Opening Width = Door width multiplied by 2, add 1 1/4"

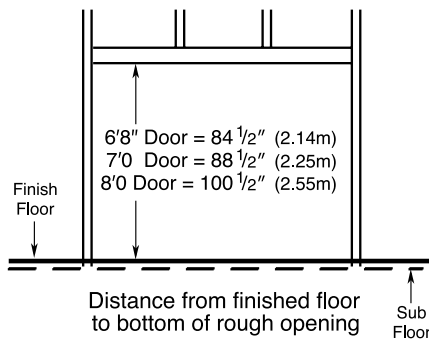
For Bi Part – Sum of 2 Doors, multiplied by 2, add 1/4"

PDF150N kits are sized for 3'0" door and PDF250N kits are sized for 4'0" door. Both can be cut down to accommodate smaller door widths.

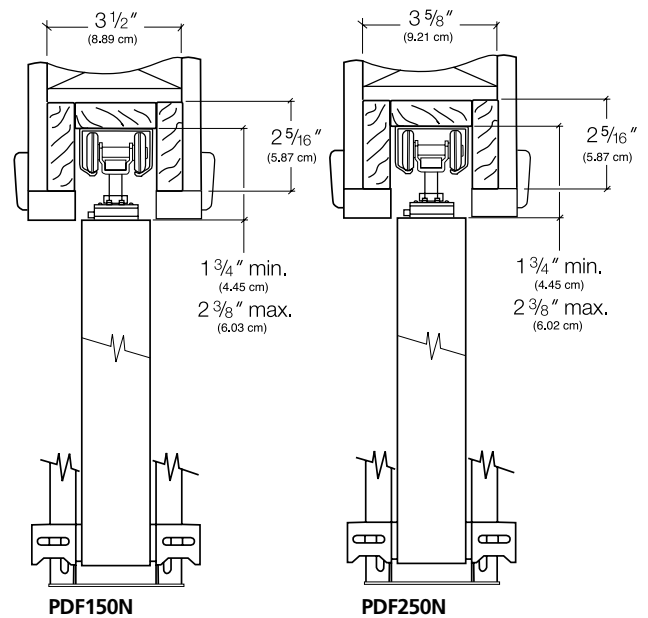
Kits are sized for 6'8", 7'0" or 8'0" door height and can be cut shorter at installation

Rough Opening Height for Single Doors

For bi-parting application refer to installation



Installation Detail



Complete Packaged Sets – PDF150N

CONTRACTOR Box Set

Description	Set No.	Case Qty.	Case Weight	EDP Number
3' x 6'8" opening	PDFC150N-00-68	1 set	26 lbs	40 3925
3' x 7'0" opening	PDFC150N-00-70	1 set	31 lbs	40 5940 001
3' x 8'0" opening	PDFC150N-00-80	1 set	35 lbs	40 5942 001

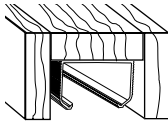
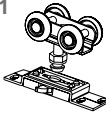
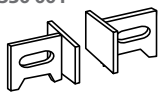
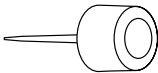
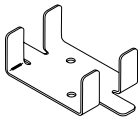



Complete Packaged Sets – PDF250N

CONTRACTOR Box Set

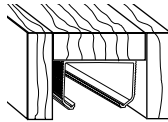


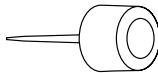
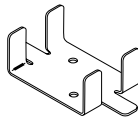



Description	Set No.	Case Qty.	Case Weight	EDP Number
4' x 8'0" opening	PDFC250N-00	1 set	39 lbs	40 5950 001

Pocket Door Hardware: PDF150N & PDF250N

PD150N – Packaged Set Components

Aluminum Header Track		EDP No.
PD250N-01	**	
Not available separately		
		
Hanger	Case Qty.	EDP No.
BP150N-41	100 ea.	40 5304 001
Four large wheels, easy installation feature		
		
Door Guide		
PD250-71	100 ea.	40 3530 001
Adjustable to center door in pocket		
		
Bumper Stop		
PD250-77	100 ea.	40 3969 001
Stop and nail		
		
Base Plates		
PDF150-75		
Not available separately		
		
Adjusting Wrench		
BP250-99	400 ea.	52 2232 001
		
End Bracket		
PDF150-05		
Not available separately		
		
Split Stud Uprights		
PDF150-51		
Not available separately		
		

PD250N – Packaged Set Components

Aluminum Header Track		EDP No.
PDF250N-01	**	
Not available separately		
		
Hanger	Case Qty.	EDP No.
BP250N-41	50 pr.	40 5305 001
Four large ball-bearing wheels, easy installation feature		
		
Door Guide		
PD250-71	100 ea.	40 3530 001
Adjustable to center door in pocket		
		
Bumper Stop		
PD250-77	100 ea.	40 3969 001
Stop and nail		
		
Base Plates		
PDF250-75		
Not available separately		
		
Adjusting Wrench		
BP250-99	400 ea.	52 2232 001
		
End Bracket		
PDF250-05		
Not available separately		
		
Split Stud Uprights		
PDF250-51		
Not available separately		
		

Pocket Door Hardware: PDF150N & PDF250N

Accessories & Options

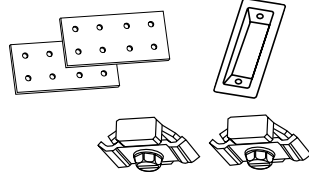
Pulls	EDP No.
-------	---------

(for use on 1 3/8" to 1 3/4" thick doors)

PD250-62 (for use on 1 3/8" to 1 3/4" thick doors) brass **40 4040**
3 3/4" Privacy lock




PD250-05 **40 5960 001**
Bi-parting bracket with center stops



Jamb Stiffener	EDP No.
----------------	---------

PD250-95-97 **40 3965 001**
97 3/4" Slotted Steel Stiffener



Center Stop	EDP No.
-------------	---------

BP250-95-77 Zinc **40 0004 001**

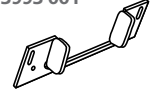
Attaches to track to limit panel travel



Door Guide	EDP No.
------------	---------

PD250-95-74 **40 3993 001**

Adjusts to center door in pocket for 3/8" doors

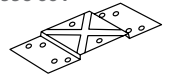


PD250-95-72 **40 3997 001**

Adjusts to center door in pocket for 3/4" doors

Jamb Spacer	EDP No.
-------------	---------

BP250-98 **40 3996 001**



STANLEY®

6161 East 75th Street
Indianapolis, IN 46250 USA

Phone 855-365-2407

stanleyhardwarefordoors.com

SAH017 Rev12/02/2018
© 2018 dormakaba USA Inc. All rights reserved.

© 2018 Stanley Black & Decker, Inc. STANLEY® and the STANLEY® Notched Rectangle logo are registered trademarks of Stanley Black & Decker Inc. or one of its affiliates, and are used under license

dormakaba 

dormakaba.com